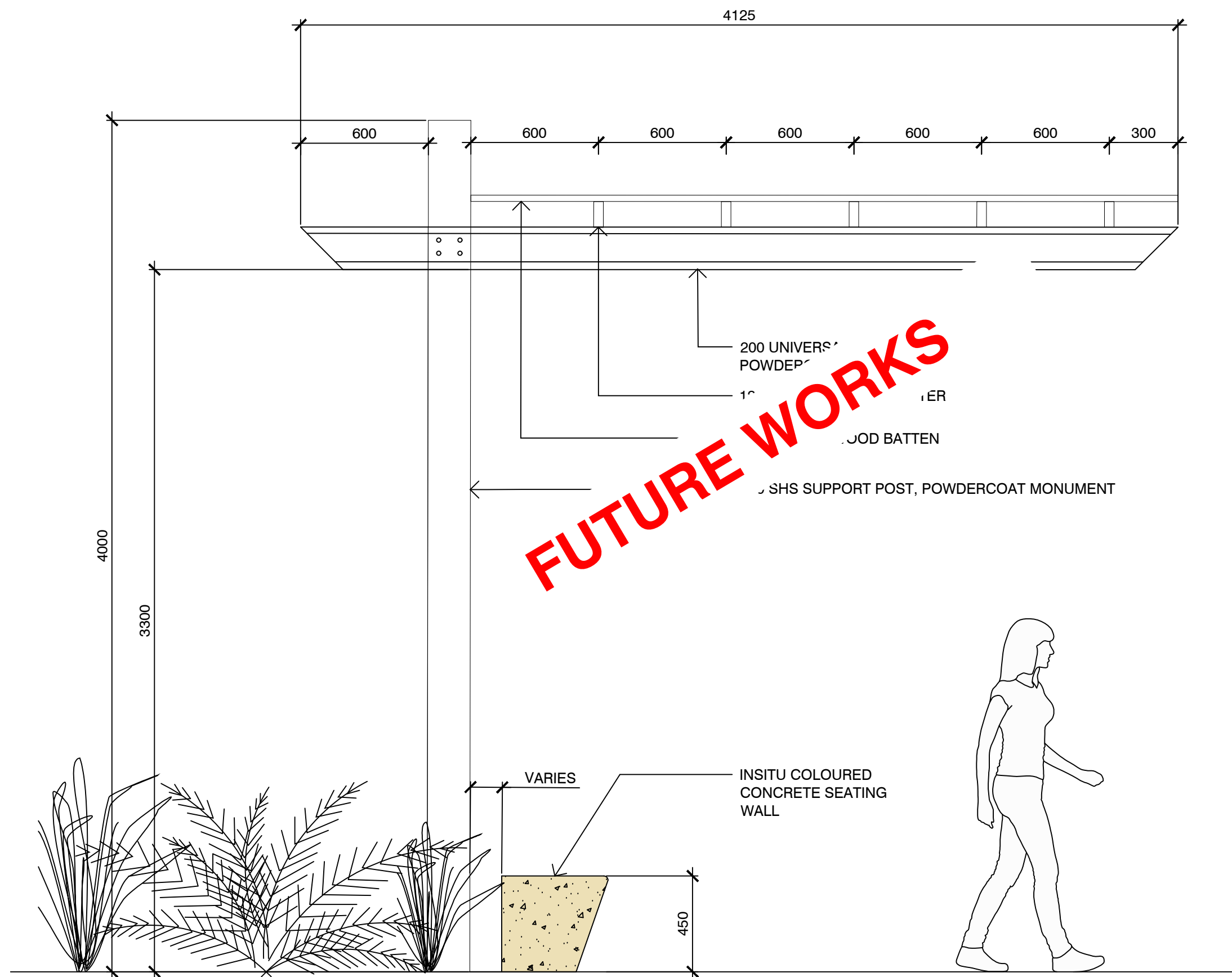


01 SR01:STEEL AND HARDWOOD PERGOLA
PLAN- 1:50 @ A1



02 SR01: STEEL AND HARDWOOD PERGOLA
TYPICAL SECTION - 1:20 @ A1

NOTES

THESE DRAWINGS ARE TO BE READ IN CONJUNCTION WITH ALL LANDSCAPE SCHEDULES AND TECHNICAL SPECIFICATION AND OTHER CONSULTANTS DRAWINGS. CHECK AND VERIFY ALL DIMENSIONS AND SITE CONDITIONS PRIOR TO THE COMMENCEMENT OF ANY WORK. DO NOT SCALE DRAWINGS - REFER TO FIGURED DIMENSIONS ONLY. INFORM OCULUS OF ANY DISCREPANCIES FOR CLARIFICATION BEFORE PROCEEDING. UNLESS NOTED OTHERWISE THIS DRAWING IS NOT FOR CONSTRUCTION.





SERVICES SHOWN ON THIS DRAWING ARE APPROXIMATELY ONLY. THE EXACT LOCATION IS TO BE CONFIRMED ON SITE BY CONTRACTOR PRIOR TO COMMENCEMENT WORK.

KEY PLAN

ISSUE	DATE	AMENDMENT	DRN	APRVD
P1	01.05.23	ISSUE FOR 80% SUBMISSION	MW	PM
P2	06.07.23	ISSUE FOR 100% PSP/ DA SUBMISSION	MW	PM

OCULUS

level 1 / 5 wilson street, p.o. box 307, newtown, nsw 2042
p 02.9557.5533 australia@oculus.info
SYDNEY MELBOURNE WASHINGTON

PROJECT
WATSON HEALTH HUB
350 Antill St, Lyneham ACT 2602
CLIENT
NOFFS + CATHOLIC CARE 
ARCHITECT
Silver Thomas Hanley (AUS) 
Building 3, Level 2 21-31 Goodwood Street,
Richmond VIC 3121

STATUS
100% PSP/ DA SUBMISSION
REVIEW ONLY

DRAWING SCALE

NORTH POINT



DRAWING
LANDSCAPE DETAILS

PROJECT N°
S22-017
DRAWING N°
L801

SHEET SIZE
A1
ISSUE
P2