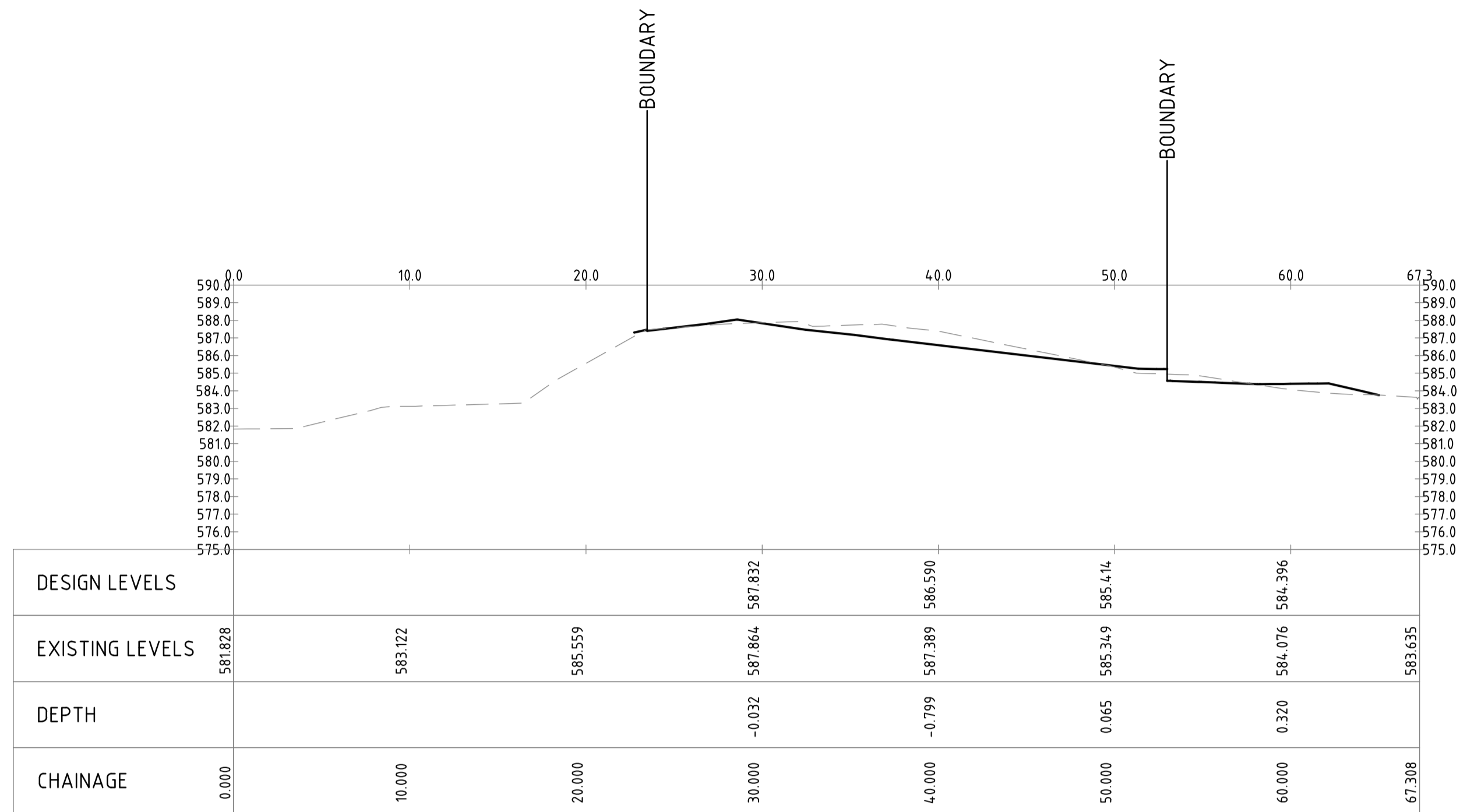
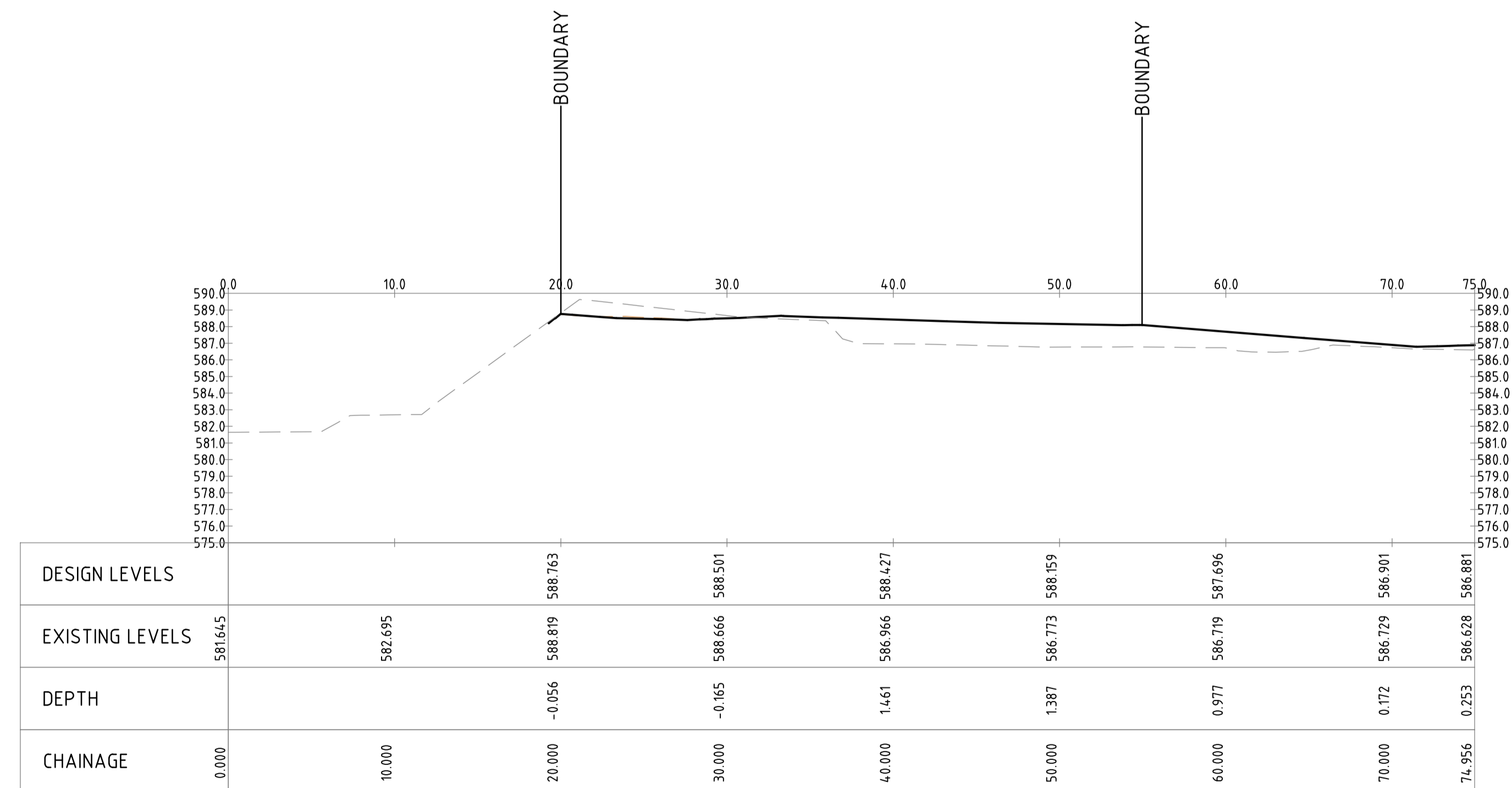


File Name: P:\2019\191148_Yarralumla-Brickworks\04_CAD\2_Drawings\CIV\EDP\191148-drg-civ-27-07.dwg



PROFILE OF ALIGNMENT SECTION BLOCK M
(VERT SCALE 1:250, HOR SCALE 1:250, VERT EXAG 1:1)
FROM: CH 0.000 TO CH 67.308

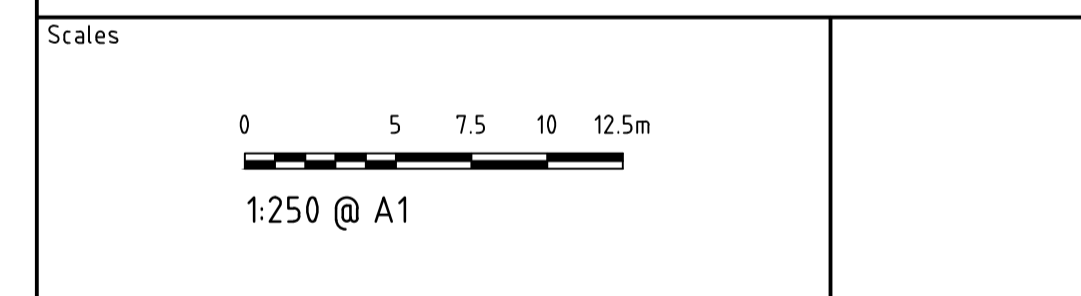


PROFILE OF ALIGNMENT SECTION BLOCK L
(VERT SCALE 1:250, HOR SCALE 1:250, VERT EXAG 1:1)
FROM: CH 0.000 TO CH 74.956

Status **NOT FOR CONSTRUCTION**

DO NOT SCALE OFF DRAWINGS. VERIFY ALL DIMENSIONS ON SITE PRIOR TO WORK.
COPYRIGHT: The contents and information contained in this document are copyright of Sellick Consultants. Use or copy of this document in whole or part without written permission constitutes an infringement of copyright.

Rev	Description	Date	Drawn By
E	EDP SUBMISSION	31.07.2023	MN
D	EDP SUBMISSION	10.07.2023	MN
C	EDP SUBMISSION	22.06.2023	RT
B	EDP SUBMISSION	16.06.2023	RT
A	EDP DRAFT REVIEW	14.06.2023	RT



Original Size	A1	Drawn By	DA	Drafting Check	DCA
Date Plotted	31-Jul-23	Designed By	AE	Design Check	BC
Coordinate System	STROMLO GRID	Approved	BC	Approved Date	16/12/2019
Height Datum	AHD	Approved Signature			

Project Name and Location
THE CANBERRA BRICKWORKS
BLOCKS 1,7 & 20 SECTION 102

Drawing Title
EDP - BEW SECTIONS
SHEET 7

Project Number	Type	Discipline	Drg No.	Sub-No.	Rev
191148	DRG	CIV	27	07	E