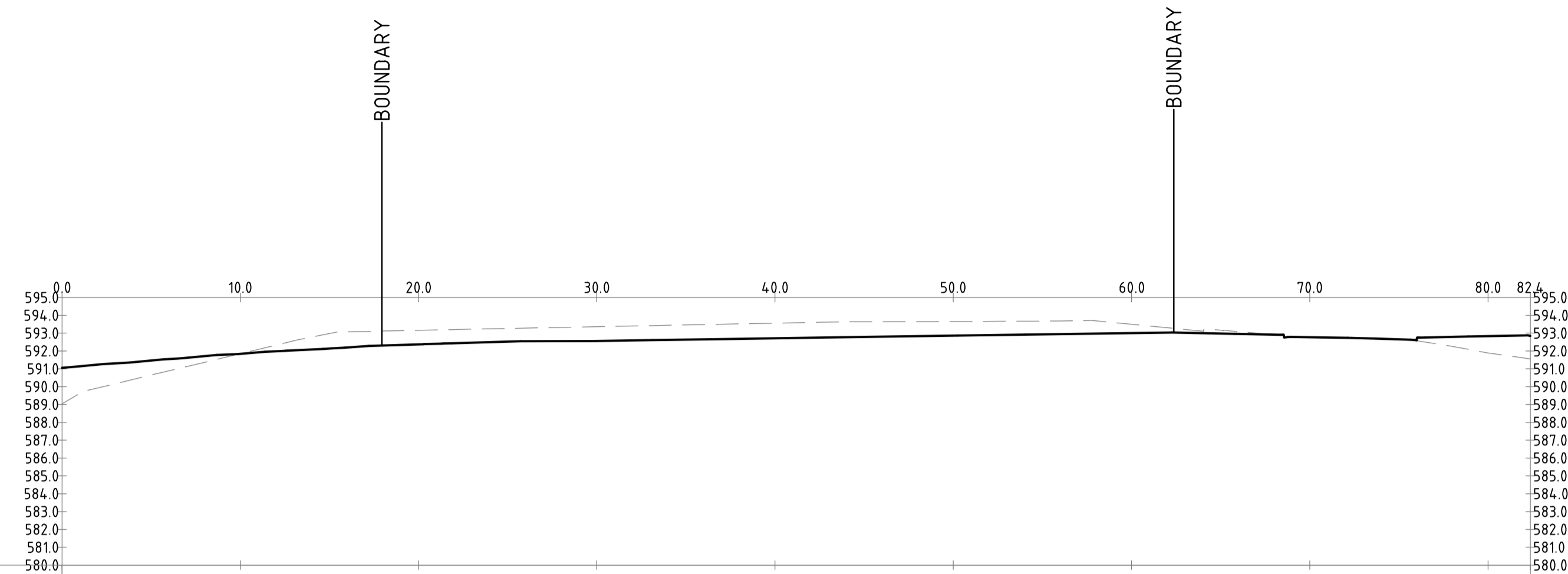
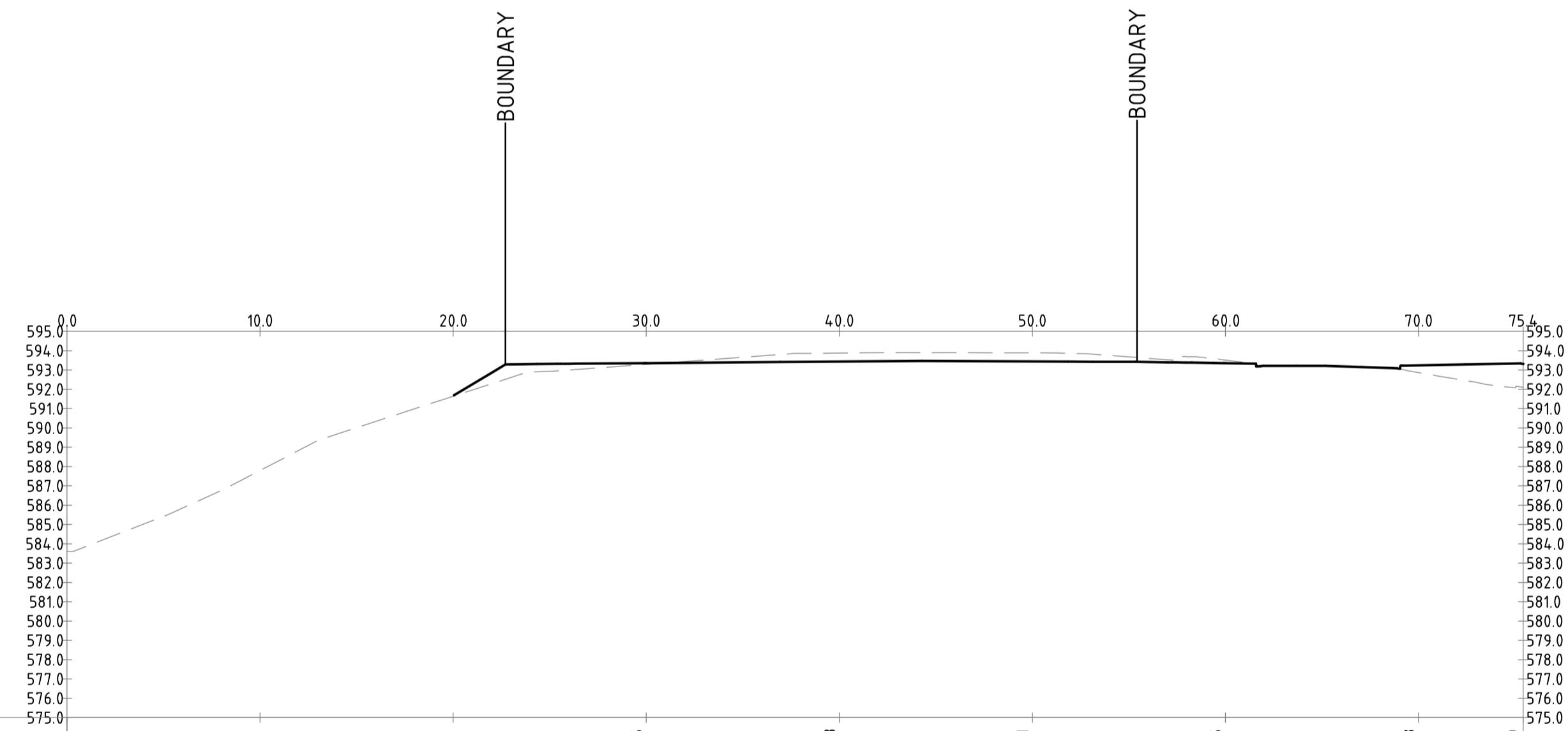


File Name: P:\2019\191148\_Yarralumla-Brickworks\04\_CAD\2\_Drawings\CIV\EDP\191148-drg-civ-27-03.dwg



CHAINAGE	0.000	10.000	20.000	30.000	40.000	50.000	60.000	70.000	80.000	82.367
DESIGN LEVELS	591.054	591.839	592.374	592.556	592.712	592.860	593.002	592.775	592.830	592.842
EXISTING LEVELS	589.040	591.848	593.160	593.361	593.558	593.656	593.496	592.775	591.892	591.558
DEPTH	2.013	-0.009	-0.786	-0.805	-0.846	-0.797	-0.494	0.000	0.939	1.285

PROFILE OF ALIGNMENT SECTION BLOCK F  
(VERT SCALE 1:250, HOR SCALE 1:250, VERT EXAG 1:1)  
FROM: CH 0.000 TO CH 82.367



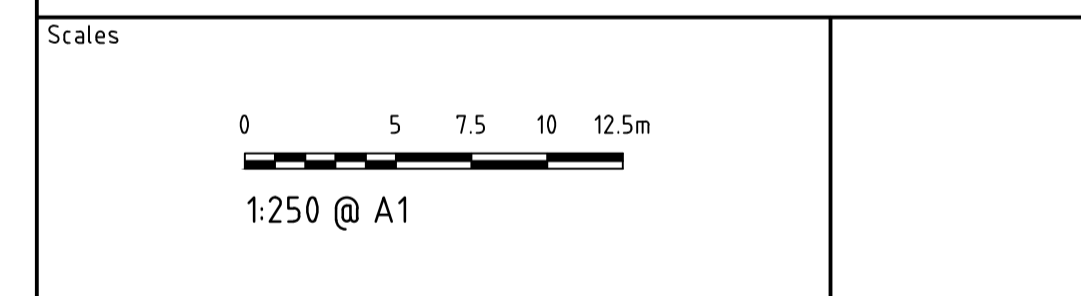
CHAINAGE	0.000	10.000	20.000	30.000	40.000	50.000	60.000	70.000	75.422
DESIGN LEVELS	593.355	593.355	593.355	593.355	593.355	593.355	593.355	593.238	593.309
EXISTING LEVELS	583.594	587.801	591.643	593.293	593.882	593.891	593.518	592.870	592.109
DEPTH	0.062	-0.444	-0.444	-0.444	-0.444	-0.444	-0.163	0.368	1.200

PROFILE OF ALIGNMENT SECTION BLOCK E  
(VERT SCALE 1:250, HOR SCALE 1:250, VERT EXAG 1:1)  
FROM: CH 0.000 TO CH 75.422

Status **NOT FOR CONSTRUCTION**

DO NOT SCALE OFF DRAWINGS. VERIFY ALL DIMENSIONS ON SITE PRIOR TO WORK.  
COPYRIGHT: The contents and information contained in this document are copyright of Sellick Consultants. Use or copy of this document in whole or part without written permission constitutes an infringement of copyright.

Rev	Description	Date	Drawn By
E	EDP SUBMISSION	31.07.2023	MN
D	EDP SUBMISSION	10.07.2023	MN
C	EDP SUBMISSION	22.06.2023	RT
B	EDP SUBMISSION	16.06.2023	RT
A	EDP DRAFT REVIEW	14.06.2023	RT



Original Size	A1	Drawn By	DA	Drafting Check	DCA
Date Plotted	31-Jul-23	Designed By	AE	Design Check	BC
Coordinate System	STROMLO GRID	Approved	BC	Approved Date	16/12/2019
Height Datum	AHD	Approved Signature			

Project Name and Location  
**THE CANBERRA BRICKWORKS**  
BLOCKS 1,7 & 20 SECTION 102

Drawing Title  
**EDP - BEW SECTIONS**  
**SHEET 3**

Project Number	Type	Discipline	Drg No.	Sub-No.	Rev
191148	DRG	CIV	27	03	E