












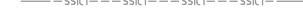


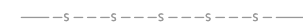








UTILITIES NOTES:


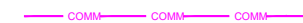





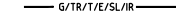







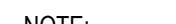
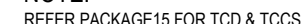
- UTILITY DESIGNS SHOWN ON THE UTILITIES DRAWINGS ARE INDICATIVE ONLY. THE CONTRACTOR SHALL REFER TO INDIVIDUAL UTILITY PROVIDER DETAILED DESIGNS AND SCOPE OF WORKS TO CONFIRM REQUIREMENTS.
- ALL SERVICE TRENCHES IN EXISTING PAVEMENT OR IN AREAS WHERE NEW PAVEMENT IS REQUIRED TO BE CONSTRUCTED SHALL BE BACKFILLED WITH DGS20. UPON BACKFILLING AND COMPACTION TO HALFWAY UP THE SERVICE TRENCH, WELL GRADED SAND SHALL BE HOSED IN WITH WATER TO FILL ANY VOIDS. ONCE THE SAND COVER EXCEEDS 300mm, THE UPPER PORTION OF THE TRENCH SHALL BE BACKFILLED WITH DGS20 AND COMPACTED WITH HAND HELD COMPACTION EQUIPMENT.
- EXISTING SERVICES HAVE BEEN PLOTTED FROM SUPPLIED DATA AND AS SUCH THEIR ACCURACY CANNOT BE GUARANTEED. IT IS THE RESPONSIBILITY OF THE CONTRACTOR TO ESTABLISH THE LOCATION AND LEVEL OF ALL EXISTING SERVICES PRIOR TO THE COMMENCEMENT OF ANY WORK. ANY DISCREPANCIES SHALL BE REPORTED TO THE SUPERINTENDENT IN WRITING.
- THE CONTRACTOR SHALL ALLOW FOR THE CAPPING OFF, EXCAVATION AND REMOVAL IF REQUIRED OF ALL REDUNDANT EXISTING SERVICES IN AREAS AFFECTED BY WORKS WITHIN THE CONTRACT AREA, AS SHOWN ON THE DRAWINGS UNLESS DIRECTED OTHERWISE BY THE SUPERINTENDENT.
- THE CONTRACTOR SHALL ENSURE THAT AT ALL TIMES SERVICES TO ALL BUILDINGS NOT AFFECTED BY THE WORKS ARE NOT DISRUPTED.
- IF REQUIRED, THE CONTRACTOR SHALL CONSTRUCT TEMPORARY SERVICES TO MAINTAIN EXISTING SUPPLY TO BUILDINGS REMAINING IN OPERATION DURING WORKS TO THE SATISFACTION AND APPROVAL OF THE SUPERINTENDENT. ONCE DIVERSION IS COMPLETE AND COMMISSIONED THE CONTRACTOR SHALL REMOVE ALL SUCH TEMPORARY SERVICES AND MAKE GOOD TO THE SATISFACTION OF THE SUPERINTENDENT AND THE RELEVANT SERVICE AUTHORITY.
- INTERRUPTION TO SUPPLY OF EXISTING SERVICES SHALL BE DONE SO AS NOT TO CAUSE ANY INCONVENIENCE TO THE PRINCIPAL. THE CONTRACTOR IS TO GAIN APPROVAL FROM THE SUPERINTENDENT FOR TIME OF INTERRUPTION - THE CONTRACTOR IS RESPONSIBLE FOR ALL LIAISON.
- CLEARANCE AND COVER REQUIREMENTS SHALL BE OBTAINED FROM THE RELEVANT SERVICE AUTHORITY BEFORE COMMENCEMENT OF WORKS AND SHALL BE ADHERED TO AT ALL TIMES.
- TELECOMMUNICATIONS DIVERSIONS SHOWN INDICATE CHANGE IN UTILITY ALIGNMENT. ACTUAL LENGTH OF REPLACEMENT MAY EXTEND BEYOND THAT SHOWN DEPENDING ON SERVICE PROVIDER REQUIREMENTS.

LEGEND

EXISTING















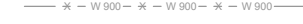
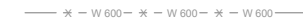

-  CADASTRAL BOUNDARY
-  FENCE
-  KERB / EDGE OF BITUMEN
-  STORMWATER PIPE, MANHOLE & SUMP
-  LOW VOLTAGE OVERHEAD POWER LINE
-  STREETLIGHT CABLE
-  UNDERGROUND LOW VOLTAGE POWER LINE
-  TELECOMMUNICATIONS ICON
-  TELECOMMUNICATIONS NBN
-  TELECOMMUNICATIONS NEXTGEN
-  TELECOMMUNICATIONS OPTUS
-  SHARED SERVICES TRENCH
-  TELECOMMUNICATIONS TACT
-  TELECOMMUNICATIONS TELSTRA
-  SEWER
-  WATER
-  STORMWATER HEADWALL MANHOLE & PLANTATION SUMP
-  UTILITY SERVICE PITS & STREETLIGHT
-  UTILITIES LOCATION TO BE CONFIRMED
-  UTILITIES EASEMENT
-  ACCESS ROAD BY OTHERS
-  BICENTENNIAL NATIONAL TRAIL
-  DEEP CREEK ALIGNMENT

PROPOSED WORKS

-  ITS CONDUIT
-  TELECOMMUNICATIONS
-  TELECOMMUNICATIONS NBN
-  TELECOMMUNICATIONS TELSTRA
-  TELECOMMUNICATIONS TPG
-  ELECTRICITY LOW VOLTAGE UNDERGROUND
-  SHARED UTILITIES TRENCH (REFER DRAWING No. 1700)
-  POWER POLE
-  STREETLIGHT TO BE REMOVED
-  TELECOMMUNICATIONS OPTUS TO BE REMOVED
-  TELECOMMUNICATIONS TELSTRA TO BE REMOVED
-  CONSTRUCTION BOUNDARY
-  BICENTENNIAL TRAIL
-  PEDESTAL
-  COMBINED USE
-  MAST ARM
-  CONDUIT



NOTE:
REFER PACKAGE 15 FOR TCD & TCCS

NOTE:
REFER PACKAGE 07 FOR DRAINAGE
REFER PACKAGE 08 FOR WATER AND SEWER

-  Ø100 WATERMAIN
-  Ø150 WATERMAIN
-  Ø600 WATERMAIN
-  Ø675 WATERMAIN
-  Ø900 WATERMAIN
-  PIPE/BOX CULVERT AND FLOW DIRECTION
-  ACT TYPE R SUMP (SINGLE / DOUBLE) ACT
-  PLANTATION SUMP (SINGLE / DOUBLE)
-  ACT 1050ND MANHOLE
-  CULVERT HEADWALL, HEADWALL WITH ROCK MATTRESS, HEADWALL WITH CONCRETE APRON
-  WATERMAIN Ø600 TO BE DECOMMISSIONED
-  WATERMAIN Ø900 TO BE DECOMMISSIONED
-  WATERMAIN Ø675 TO BE DECOMMISSIONED
-  WATERMAIN Ø150 TO BE DECOMMISSIONED
-  WATERMAIN Ø100 TO BE DECOMMISSIONED
-  STORMWATER PIPE/SUMPS TO BE REMOVED
-  132kV PROPOSED UTILITY BY OTHERS

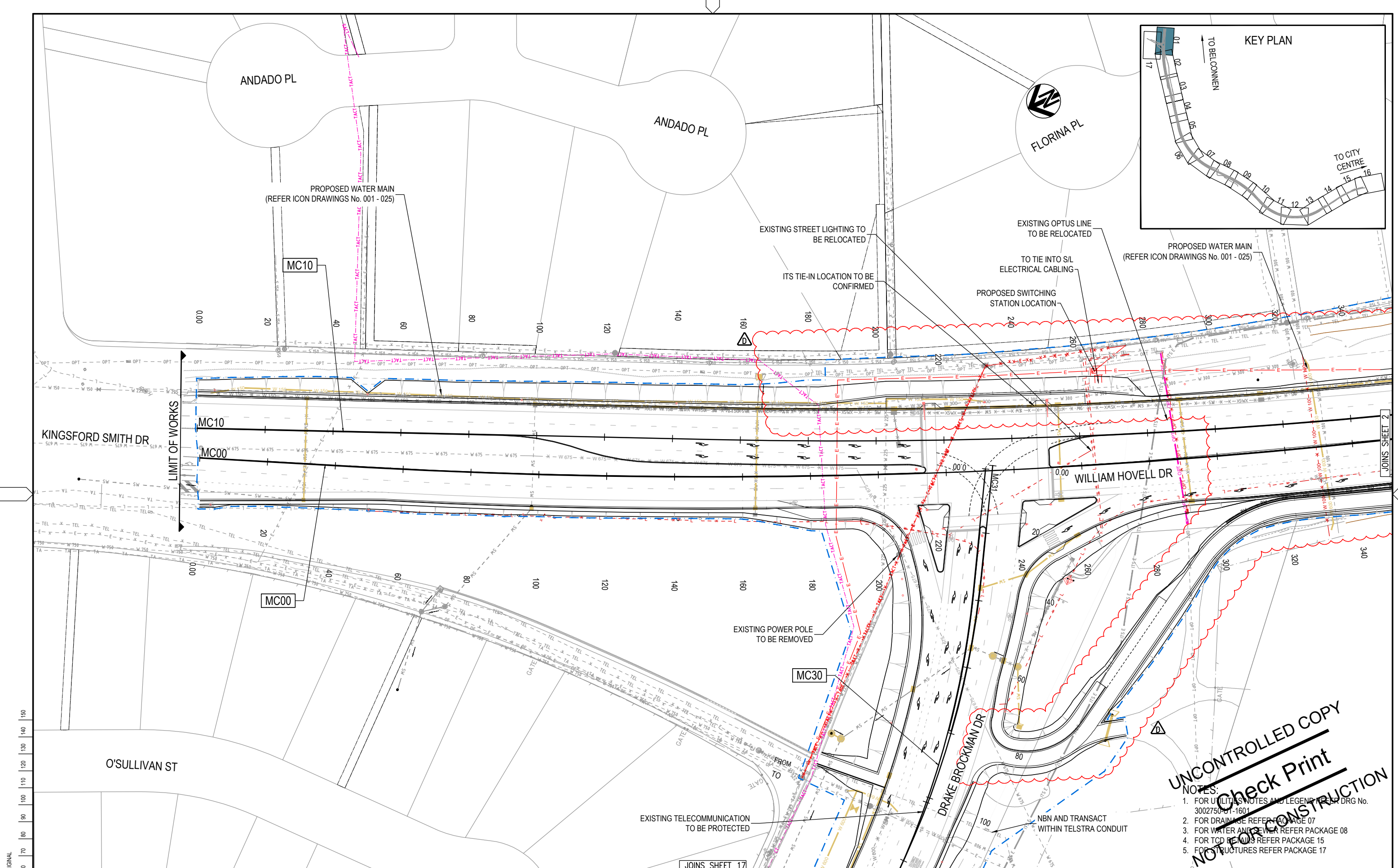
UNCONTROLLED COPY
Check Print
NOT FOR CONSTRUCTION

150 mm ON ORIGINAL

DRAWING FILE LOCATION / NAME V:\Vault\Projects\3002750\CAD\DWG\09_UT_Utilities\3002750-UT-1601.dwg			PLOT DATE 27 May 2022		TIME 13:10:41	
EXTERNAL REFERENCE FILES			REV	DATE	AMENDMENT / REVISION DESCRIPTION	WVR No.
			A	19.06.2020	PRELIMINARY SKETCH PLAN	0007
			B	08.10.2020	PRELIMINARY SKETCH PLAN	0014
			C	13.11.2020	PRELIMINARY SKETCH PLAN SUBMISSION	0015
			D	27.05.2022	DETAIL OF DESIGN SPAN AND PATH ALIGNMENT CHANGES	0
			APPROVAL	TITLE	NAME	
			DK	DRAFTER	L. HESLOP	
			DK	DRAFTING CHECK	R. GOOSEN	
			DK	DESIGNER	T. MILES	
			DK	DESIGN CHECK	R. HUNTER	
				PROJECT MANAGER	K. DECANHA	
				PROJECT DIRECTOR	D. KEEP	
SCALES AT A1 SIZE DRAWING			SCALE 1:500 			
DESIGNER  Member of the Surbana Jurong Group ABN 47 065 475 149			CHECK PRINT PRELIM <input type="checkbox"/> FINAL <input type="checkbox"/> INITIAL DATE			
LEVEL 9, 12 MOORE STREET CANBERRA ACT 2601 AUSTRALIA SMC PROJECT No 3002750			PROJECT TITLE WILLIAM HOVELL DRIVE DUPLICATION			
			UTILITIES NOTES AND LEGEND			
SCALE AS SHOWN		PHASE PSP		PROJECT / DRAWING No. 3002750-UT-1601		REVISION C.1

REVISION IN PROGRESS

DR



150 mm ON ORIGINAL
A1
0 10 20 30 40 50 60 70 80 90 100 110 120 130 140 150

UNCONTROLLED COPY
Check Print
NOT FOR CONSTRUCTION

NOTES:
 1. FOR UTILITIES NOTES AND LEGEND REFER DRG No. 3002750-UT-1601
 2. FOR DRAINAGE REFER PACKAGE 07
 3. FOR WATER AND SEWER REFER PACKAGE 08
 4. FOR TCD REFER PACKAGE 15
 5. FOR STRUCTURES REFER PACKAGE 17

DRAWING FILE LOCATION / NAME
V:_Vault\Projects\3002750\CAD\DWG\09_UT_Uilities\3002750-UT-1610.dwg

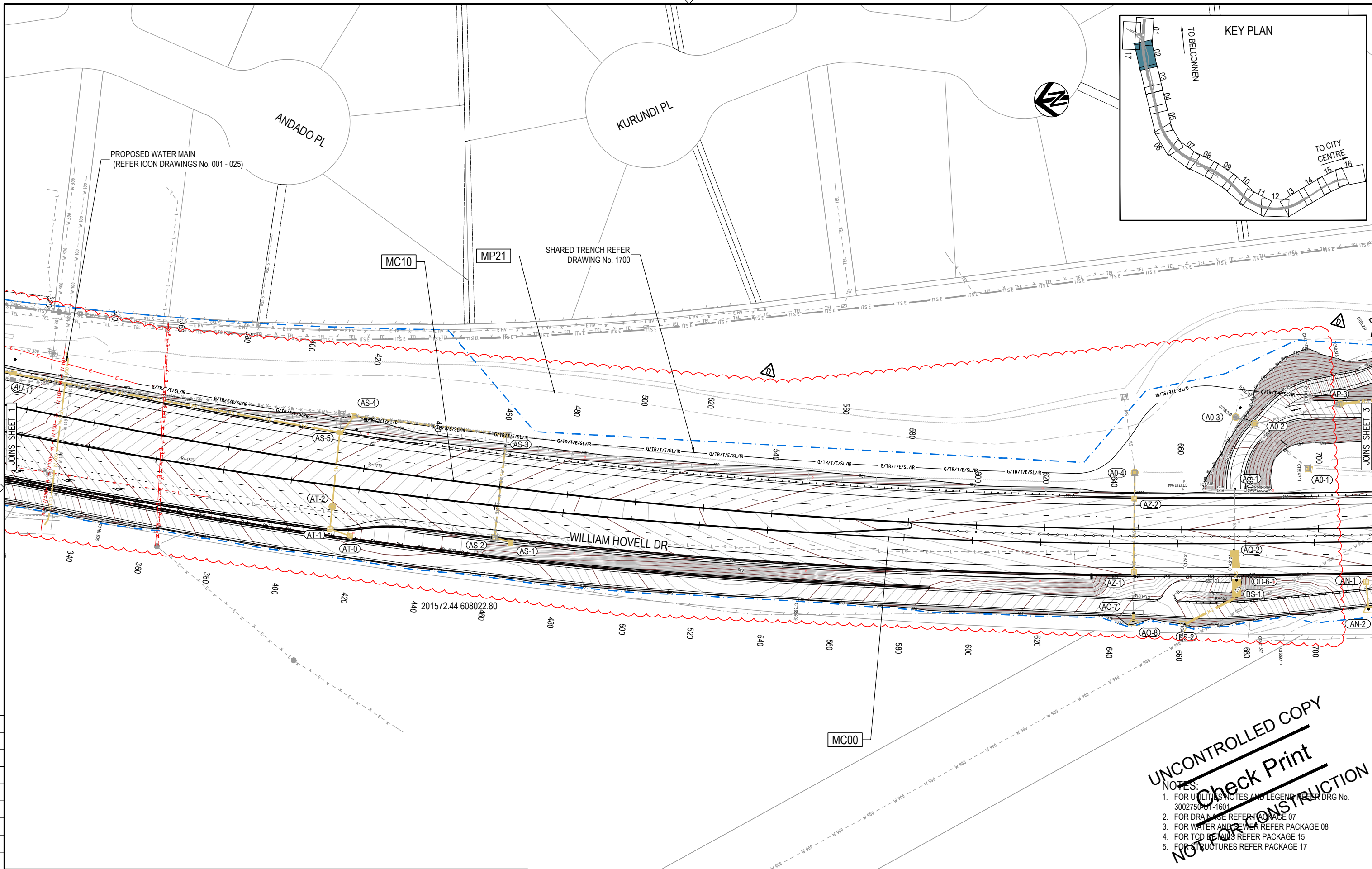
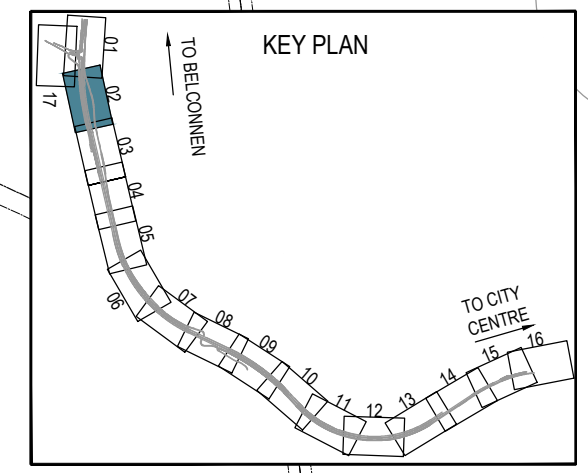
REV	DATE	AMENDMENT / REVISION DESCRIPTION
A	19.06.2020	PRELIMINARY SKETCH PLAN
B	08.10.2020	PRELIMINARY SKETCH PLAN
C	13.11.2020	PRELIMINARY SKETCH PLAN SUBMISSION
D	27.05.2022	DETAIL DESIGN SKETCH PLAN ALIGNMENT DRAWINGS

WVR No.	APPROVAL	TITLE	NAME
0007	DK	DRAFTER	L. HESLOP
0014	DK	DRAFTING CHECK	R. GOOSEN
0015	DK	DESIGNER	T. MILES
0	DK	DESIGN CHECK	R. HUNTER
		PROJECT MANAGER	K. DECANHA
		PROJECT DIRECTOR	D. KEEP

SCALE AT A1 SIZE DRAWING	DESIGNER
SCALE 1:500	SMEC Member of the Surbana Jurong Group ABN 47 065 475 149 LEVEL 9, 12 MOORE STREET CANBERRA ACT 2601 AUSTRALIA SMEC PROJECT No 3002750

PROJECT TITLE	WILLIAM HOVELL DRIVE DUPLICATION
DISCIPLINE	UTILITIES SHEET 1
SCALE	AS SHOWN
PHASE	PSP
PROJECT / DRAWING No.	3002750-UT-1610
REVISION	C.1

REVISION IN PROGRESS



UNCONTROLLED COPY
Check Print
NOT FOR CONSTRUCTION

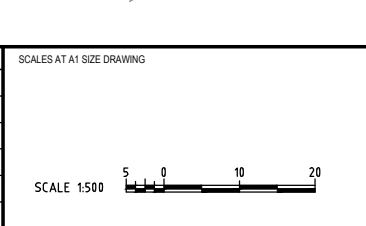
NOTES:
 1. FOR UTILITIES NOTES AND LEGEND REFER DRG No. 3002750-UT-1601
 2. FOR DRAINAGE REFER PACKAGE 07
 3. FOR WATER AND SEWER REFER PACKAGE 08
 4. FOR TCD REFER PACKAGE 15
 5. FOR STRUCTURES REFER PACKAGE 17

150 mm ON ORIGINAL
 150
140
130
120
110
100
90
80
70
60
50
40
30
20
10
0

DRAWING FILE LOCATION / NAME V:\Vault\Projects\3002750\CAD\DWG\09_UT_Uilities\3002750-UT-1611.dwg		PLOT DATE 27 May 2022		TIME 13:11:37	
EXTERNAL REFERENCE FILES	REV	DATE	AMENDMENT / REVISION DESCRIPTION	WVR No.	APPROVAL
K:\WD_SURVX K:\WD_WP K:\WD_DES_CONT K:\WD_DES_CAD K:\WD_UTILX K:\WD_DES_CTRL_500 K:\WD_FRAME_500 K:\WD_RD_NAME K:\WD_SHT_TXT_UT K:\WD_NOTE_UT K:\WD_SW_EX K:\WD_DES_BRRY K:\3002750_SMEC_at K:\WD_BDRYX K:\D...\WD_DES	A	19.06.2020	PRELIMINARY SKETCH PLAN	0007	DK
	B	08.10.2020	PRELIMINARY SKETCH PLAN	0014	DK
	C	13.11.2020	PRELIMINARY SKETCH PLAN	0015	DK
	D	27.05.2022	DETAIL DESIGN STATION PATH ALIGNMENT CHANGES	0	DK

REVISION IN PROGRESS

WVR No.	APPROVAL	TITLE	NAME
0007	DK	DRAFTER	L. HESLOP
0014	DK	DRAFTING CHECK	R. GOOSEN
0015	DK	DESIGNER	T. MILES
		DESIGN CHECK	R. HUNTER
		PROJECT MANAGER	K. DECANHA
		PROJECT DIRECTOR	D. KEEP



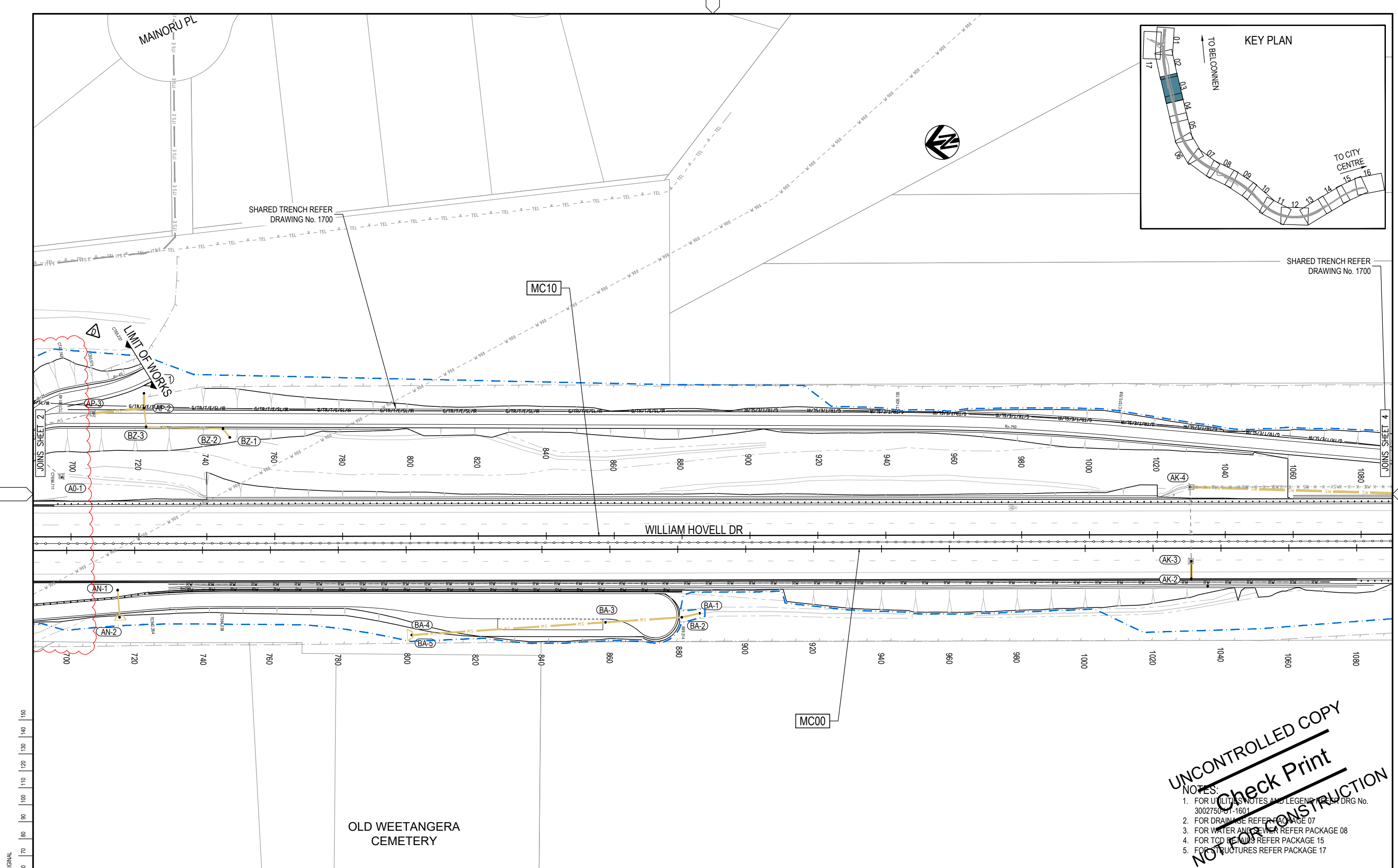
DESIGNER

Member of the Surbana Jurong Group
 ABN 47 065 475 149
 LEVEL 9, 12 MOORE STREET
 CANBERRA ACT 2601 AUSTRALIA
 SMEC PROJECT No 3002750

DR

CHECK PRINT		PRELIM <input type="checkbox"/>	FINAL <input type="checkbox"/>
DISCIPLINE		INITIAL	DATE
DISCIPLINE			
DISCIPLINE			
DISCIPLINE			
BACKDRAFTED/CORRECTED			
CONFIRMED			

PROJECT TITLE WILLIAM HOVELL DRIVE DUPLICATION		PROJECT / DRAWING No. 3002750-UT-1611		REVISION C.1
UTILITIES SHEET 2		SCALE AS SHOWN	PHASE PSP	



150 mm ON ORIGINAL

A1

0 10 20 30 40 50 60 70 80 90 100 110 120 130 140 150

REV	DATE	AMENDMENT / REVISION DESCRIPTION
A	19.06.2020	PRELIMINARY SKETCH PLAN
B	08.10.2020	PRELIMINARY SKETCH PLAN
C	13.11.2020	PRELIMINARY SKETCH PLAN SUBMISSION
D	27.05.2022	DETAIL OF DESIGN SPACING WITH ALIGNMENT CHANGES

WVR No.	APPROVAL	TITLE	NAME
0007	DK	DRAFTER	L. HESLOP
0014	DK	DRAFTING CHECK	R. GOOSEN
0015	DK	DESIGNER	T. MILES
		DESIGN CHECK	R. HUNTER
		PROJECT MANAGER	K. DECANHA
		PROJECT DIRECTOR	D. KEEP

SCALES AT A1 SIZE DRAWING

SCALE 1:500

DESIGNER

Member of the Surlana Jurong Group

ABN 47 065 475 149

LEVEL 9, 12 MOORE STREET
CANBERRA ACT 2601 AUSTRALIA
SMEC PROJECT No 3002750

DR

CHECK PRINT

PRELIM FINAL

INITIAL DATE

DISCIPLINE	
DISCIPLINE	
DISCIPLINE	
DISCIPLINE	
DISCIPLINE	
BACKDRAFTED/CORRECTED	
CONFIRMED	

PROJECT TITLE	WILLIAM HOVELL DRIVE DUPLICATION
SCALE	AS SHOWN
PHASE	PSP
PROJECT / DRAWING No.	3002750-UT-1612
REVISION	C.1

UNCONTROLLED COPY

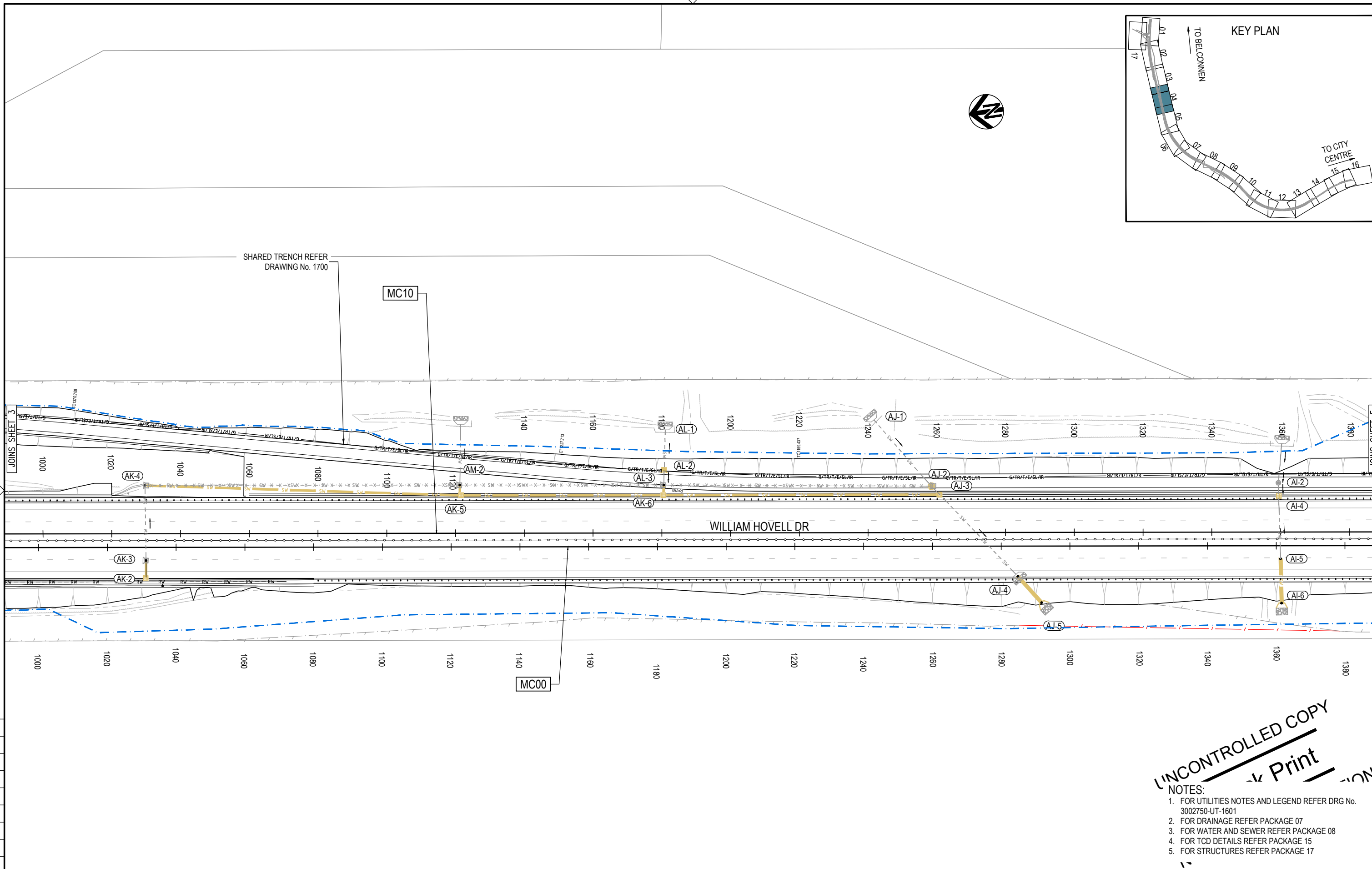
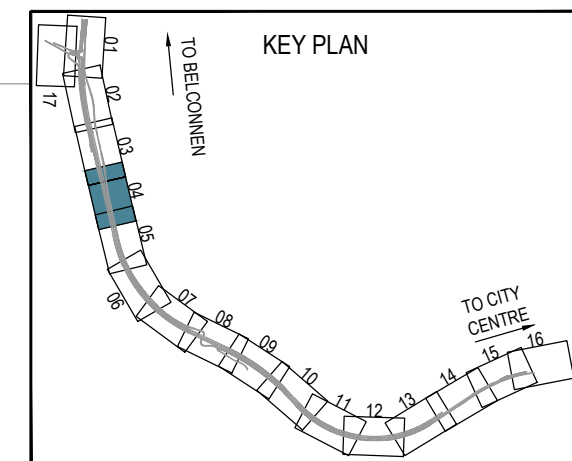
Check Print

NOT FOR CONSTRUCTION

NOTES:

- FOR UTILITIES NOTES AND LEGEND REFER DRG No. 3002750-UT-1601
- FOR DRAINAGE REFER PACKAGE 07
- FOR WATER AND SEWER REFER PACKAGE 08
- FOR TCD REFER PACKAGE 15
- FOR STRUCTURES REFER PACKAGE 17

REVISION IN PROGRESS



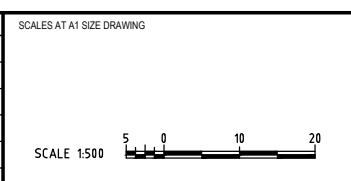
UNCONTROLLED COPY
 Print

NOTES:
 1. FOR UTILITIES NOTES AND LEGEND REFER DRG No. 3002750-UT-1601
 2. FOR DRAINAGE REFER PACKAGE 07
 3. FOR WATER AND SEWER REFER PACKAGE 08
 4. FOR TCD DETAILS REFER PACKAGE 15
 5. FOR STRUCTURES REFER PACKAGE 17

150 mm ON ORIGINAL
 A1

DRAWING FILE LOCATION / NAME V:\Vault\Projects\3002750\CAD\DWG\09_UT_Utilities\3002750-UT-1613.dwg		PLOT DATE 27 May 2022		TIME 13:12:34				
EXTERNAL REFERENCE FILES		REV	DATE	AMENDMENT / REVISION DESCRIPTION	WVR No.			
3002750_SMEC.dwg V:\Vault\Projects\3002750\CAD\DWG\09_UT_Utilities\3002750-UT-1601.dwg V:\Vault\Projects\3002750\CAD\DWG\09_UT_Utilities\3002750-UT-1602.dwg V:\Vault\Projects\3002750\CAD\DWG\09_UT_Utilities\3002750-UT-1603.dwg V:\Vault\Projects\3002750\CAD\DWG\09_UT_Utilities\3002750-UT-1604.dwg V:\Vault\Projects\3002750\CAD\DWG\09_UT_Utilities\3002750-UT-1605.dwg V:\Vault\Projects\3002750\CAD\DWG\09_UT_Utilities\3002750-UT-1606.dwg V:\Vault\Projects\3002750\CAD\DWG\09_UT_Utilities\3002750-UT-1607.dwg V:\Vault\Projects\3002750\CAD\DWG\09_UT_Utilities\3002750-UT-1608.dwg V:\Vault\Projects\3002750\CAD\DWG\09_UT_Utilities\3002750-UT-1609.dwg V:\Vault\Projects\3002750\CAD\DWG\09_UT_Utilities\3002750-UT-1610.dwg V:\Vault\Projects\3002750\CAD\DWG\09_UT_Utilities\3002750-UT-1611.dwg V:\Vault\Projects\3002750\CAD\DWG\09_UT_Utilities\3002750-UT-1612.dwg V:\Vault\Projects\3002750\CAD\DWG\09_UT_Utilities\3002750-UT-1613.dwg V:\Vault\Projects\3002750\CAD\DWG\09_UT_Utilities\3002750-UT-1614.dwg V:\Vault\Projects\3002750\CAD\DWG\09_UT_Utilities\3002750-UT-1615.dwg V:\Vault\Projects\3002750\CAD\DWG\09_UT_Utilities\3002750-UT-1616.dwg V:\Vault\Projects\3002750\CAD\DWG\09_UT_Utilities\3002750-UT-1617.dwg V:\Vault\Projects\3002750\CAD\DWG\09_UT_Utilities\3002750-UT-1618.dwg V:\Vault\Projects\3002750\CAD\DWG\09_UT_Utilities\3002750-UT-1619.dwg V:\Vault\Projects\3002750\CAD\DWG\09_UT_Utilities\3002750-UT-1620.dwg V:\Vault\Projects\3002750\CAD\DWG\09_UT_Utilities\3002750-UT-1621.dwg V:\Vault\Projects\3002750\CAD\DWG\09_UT_Utilities\3002750-UT-1622.dwg V:\Vault\Projects\3002750\CAD\DWG\09_UT_Utilities\3002750-UT-1623.dwg V:\Vault\Projects\3002750\CAD\DWG\09_UT_Utilities\3002750-UT-1624.dwg V:\Vault\Projects\3002750\CAD\DWG\09_UT_Utilities\3002750-UT-1625.dwg V:\Vault\Projects\3002750\CAD\DWG\09_UT_Utilities\3002750-UT-1626.dwg V:\Vault\Projects\3002750\CAD\DWG\09_UT_Utilities\3002750-UT-1627.dwg V:\Vault\Projects\3002750\CAD\DWG\09_UT_Utilities\3002750-UT-1628.dwg V:\Vault\Projects\3002750\CAD\DWG\09_UT_Utilities\3002750-UT-1629.dwg V:\Vault\Projects\3002750\CAD\DWG\09_UT_Utilities\3002750-UT-1630.dwg V:\Vault\Projects\3002750\CAD\DWG\09_UT_Utilities\3002750-UT-1631.dwg V:\Vault\Projects\3002750\CAD\DWG\09_UT_Utilities\3002750-UT-1632.dwg V:\Vault\Projects\3002750\CAD\DWG\09_UT_Utilities\3002750-UT-1633.dwg V:\Vault\Projects\3002750\CAD\DWG\09_UT_Utilities\3002750-UT-1634.dwg V:\Vault\Projects\3002750\CAD\DWG\09_UT_Utilities\3002750-UT-1635.dwg V:\Vault\Projects\3002750\CAD\DWG\09_UT_Utilities\3002750-UT-1636.dwg V:\Vault\Projects\3002750\CAD\DWG\09_UT_Utilities\3002750-UT-1637.dwg V:\Vault\Projects\3002750\CAD\DWG\09_UT_Utilities\3002750-UT-1638.dwg V:\Vault\Projects\3002750\CAD\DWG\09_UT_Utilities\3002750-UT-1639.dwg V:\Vault\Projects\3002750\CAD\DWG\09_UT_Utilities\3002750-UT-1640.dwg V:\Vault\Projects\3002750\CAD\DWG\09_UT_Utilities\3002750-UT-1641.dwg V:\Vault\Projects\3002750\CAD\DWG\09_UT_Utilities\3002750-UT-1642.dwg V:\Vault\Projects\3002750\CAD\DWG\09_UT_Utilities\3002750-UT-1643.dwg V:\Vault\Projects\3002750\CAD\DWG\09_UT_Utilities\3002750-UT-1644.dwg V:\Vault\Projects\3002750\CAD\DWG\09_UT_Utilities\3002750-UT-1645.dwg V:\Vault\Projects\3002750\CAD\DWG\09_UT_Utilities\3002750-UT-1646.dwg V:\Vault\Projects\3002750\CAD\DWG\09_UT_Utilities\3002750-UT-1647.dwg V:\Vault\Projects\3002750\CAD\DWG\09_UT_Utilities\3002750-UT-1648.dwg V:\Vault\Projects\3002750\CAD\DWG\09_UT_Utilities\3002750-UT-1649.dwg V:\Vault\Projects\3002750\CAD\DWG\09_UT_Utilities\3002750-UT-1650.dwg V:\Vault\Projects\3002750\CAD\DWG\09_UT_Utilities\3002750-UT-1651.dwg V:\Vault\Projects\3002750\CAD\DWG\09_UT_Utilities\3002750-UT-1652.dwg V:\Vault\Projects\3002750\CAD\DWG\09_UT_Utilities\3002750-UT-1653.dwg V:\Vault\Projects\3002750\CAD\DWG\09_UT_Utilities\3002750-UT-1654.dwg V:\Vault\Projects\3002750\CAD\DWG\09_UT_Utilities\3002750-UT-1655.dwg V:\Vault\Projects\3002750\CAD\DWG\09_UT_Utilities\3002750-UT-1656.dwg V:\Vault\Projects\3002750\CAD\DWG\09_UT_Utilities\3002750-UT-1657.dwg V:\Vault\Projects\3002750\CAD\DWG\09_UT_Utilities\3002750-UT-1658.dwg V:\Vault\Projects\3002750\CAD\DWG\09_UT_Utilities\3002750-UT-1659.dwg V:\Vault\Projects\3002750\CAD\DWG\09_UT_Utilities\3002750-UT-1660.dwg V:\Vault\Projects\3002750\CAD\DWG\09_UT_Utilities\3002750-UT-1661.dwg V:\Vault\Projects\3002750\CAD\DWG\09_UT_Utilities\3002750-UT-1662.dwg V:\Vault\Projects\3002750\CAD\DWG\09_UT_Utilities\3002750-UT-1663.dwg V:\Vault\Projects\3002750\CAD\DWG\09_UT_Utilities\3002750-UT-1664.dwg V:\Vault\Projects\3002750\CAD\DWG\09_UT_Utilities\3002750-UT-1665.dwg V:\Vault\Projects\3002750\CAD\DWG\09_UT_Utilities\3002750-UT-1666.dwg V:\Vault\Projects\3002750\CAD\DWG\09_UT_Utilities\3002750-UT-1667.dwg V:\Vault\Projects\3002750\CAD\DWG\09_UT_Utilities\3002750-UT-1668.dwg V:\Vault\Projects\3002750\CAD\DWG\09_UT_Utilities\3002750-UT-1669.dwg V:\Vault\Projects\3002750\CAD\DWG\09_UT_Utilities\3002750-UT-1670.dwg V:\Vault\Projects\3002750\CAD\DWG\09_UT_Utilities\3002750-UT-1671.dwg V:\Vault\Projects\3002750\CAD\DWG\09_UT_Utilities\3002750-UT-1672.dwg V:\Vault\Projects\3002750\CAD\DWG\09_UT_Utilities\3002750-UT-1673.dwg V:\Vault\Projects\3002750\CAD\DWG\09_UT_Utilities\3002750-UT-1674.dwg V:\Vault\Projects\3002750\CAD\DWG\09_UT_Utilities\3002750-UT-1675.dwg V:\Vault\Projects\3002750\CAD\DWG\09_UT_Utilities\3002750-UT-1676.dwg V:\Vault\Projects\3002750\CAD\DWG\09_UT_Utilities\3002750-UT-1677.dwg V:\Vault\Projects\3002750\CAD\DWG\09_UT_Utilities\3002750-UT-1678.dwg V:\Vault\Projects\3002750\CAD\DWG\09_UT_Utilities\3002750-UT-1679.dwg V:\Vault\Projects\3002750\CAD\DWG\09_UT_Utilities\3002750-UT-1680.dwg V:\Vault\Projects\3002750\CAD\DWG\09_UT_Utilities\3002750-UT-1681.dwg V:\Vault\Projects\3002750\CAD\DWG\09_UT_Utilities\3002750-UT-1682.dwg V:\Vault\Projects\3002750\CAD\DWG\09_UT_Utilities\3002750-UT-1683.dwg V:\Vault\Projects\3002750\CAD\DWG\09_UT_Utilities\3002750-UT-1684.dwg V:\Vault\Projects\3002750\CAD\DWG\09_UT_Utilities\3002750-UT-1685.dwg V:\Vault\Projects\3002750\CAD\DWG\09_UT_Utilities\3002750-UT-1686.dwg V:\Vault\Projects\3002750\CAD\DWG\09_UT_Utilities\3002750-UT-1687.dwg V:\Vault\Projects\3002750\CAD\DWG\09_UT_Utilities\3002750-UT-1688.dwg V:\Vault\Projects\3002750\CAD\DWG\09_UT_Utilities\3002750-UT-1689.dwg V:\Vault\Projects\3002750\CAD\DWG\09_UT_Utilities\3002750-UT-1690.dwg V:\Vault\Projects\3002750\CAD\DWG\09_UT_Utilities\3002750-UT-1691.dwg V:\Vault\Projects\3002750\CAD\DWG\09_UT_Utilities\3002750-UT-1692.dwg V:\Vault\Projects\3002750\CAD\DWG\09_UT_Utilities\3002750-UT-1693.dwg V:\Vault\Projects\3002750\CAD\DWG\09_UT_Utilities\3002750-UT-1694.dwg V:\Vault\Projects\3002750\CAD\DWG\09_UT_Utilities\3002750-UT-1695.dwg V:\Vault\Projects\3002750\CAD\DWG\09_UT_Utilities\3002750-UT-1696.dwg V:\Vault\Projects\3002750\CAD\DWG\09_UT_Utilities\3002750-UT-1697.dwg V:\Vault\Projects\3002750\CAD\DWG\09_UT_Utilities\3002750-UT-1698.dwg V:\Vault\Projects\3002750\CAD\DWG\09_UT_Utilities\3002750-UT-1699.dwg V:\Vault\Projects\3002750\CAD\DWG\09_UT_Utilities\3002750-UT-1700.dwg		0007	DK	DRAFTER	L. HESLOP			
		B	08.10.2020	PRELIMINARY SKETCH PLAN	0014	DK	DRAFTING CHECK	R. GOOSEN
		C	13.11.2020	PRELIMINARY SKETCH PLAN	0015	DK	DESIGNER	T. MILES
		D	27.05.2022	DETAIL DESIGN SKETCH PLAN ALIGNMENT DRAWINGS	0	DK	DESIGN CHECK	R. HUNTER
					PROJECT MANAGER	K. DECANHA		
					PROJECT DIRECTOR	D. KEEP		

REVISION IN PROGRESS



DESIGNER

Member of the Surbana Jurong Group
 ABN 47 065 475 149
 LEVEL 9, 12 MOORE STREET
 CANBERRA ACT 2601 AUSTRALIA
 SMEC PROJECT No 3002750

DR

CHECK PRINT

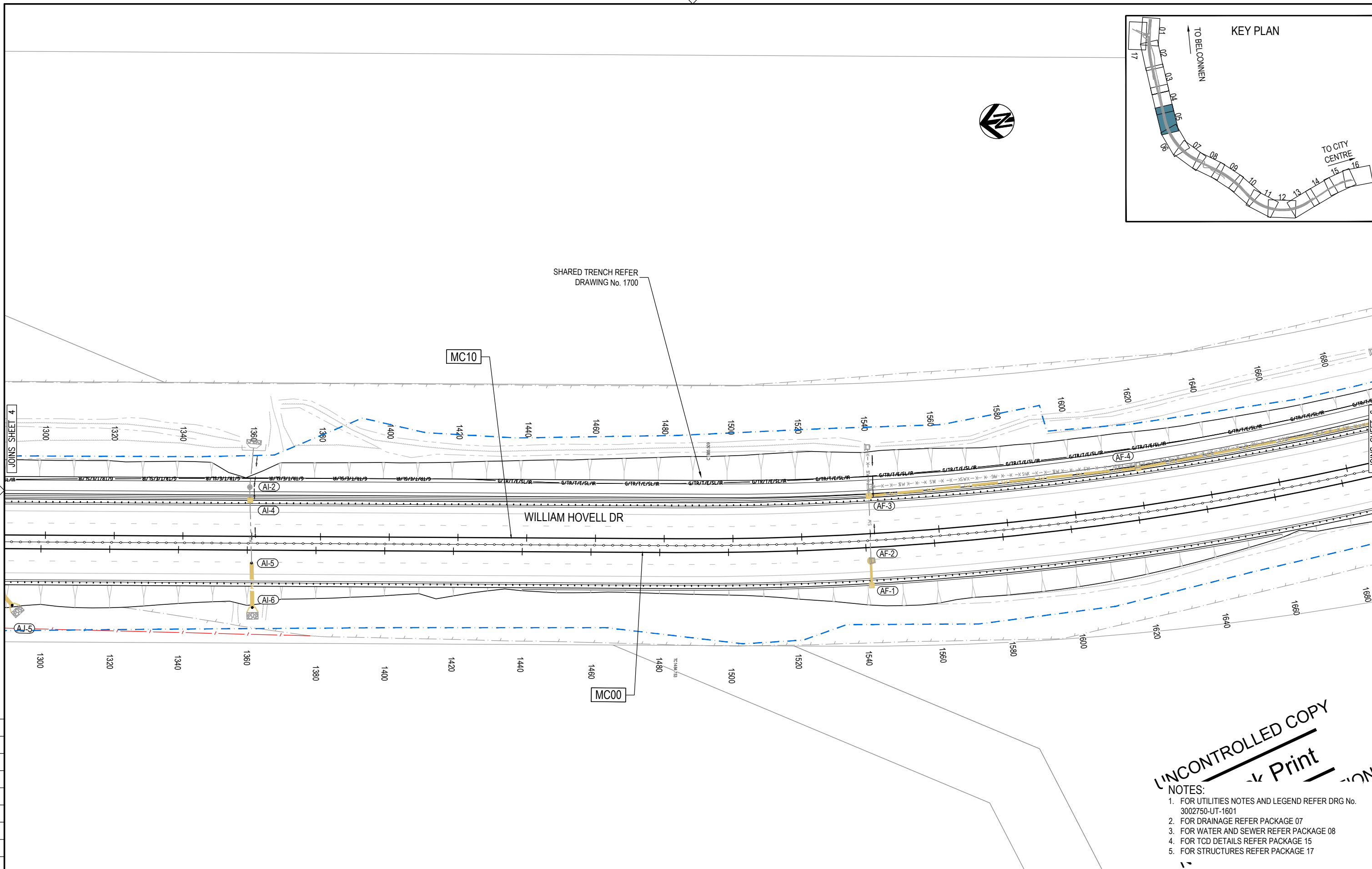
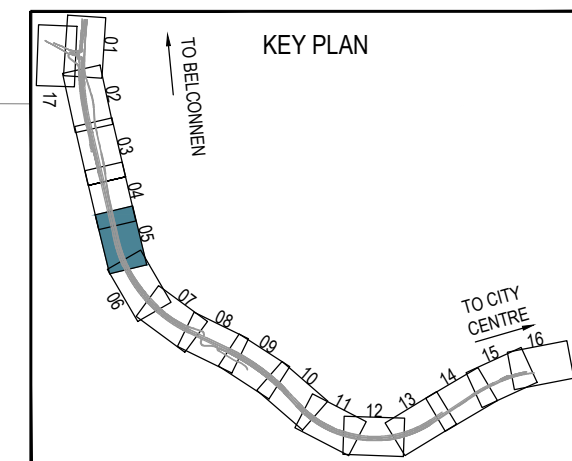
DISCIPLINE	PRELIM	FINAL
DISCIPLINE	INITIAL	DATE
DISCIPLINE		
DISCIPLINE		
DISCIPLINE		
BACKDRAFTED/CORRECTED		
CONFIRMED		

PROJECT TITLE

WILLIAM HOVELL DRIVE DUPLICATION

UTILITIES SHEET 4

SCALE	PHASE	PROJECT / DRAWING No.	REVISION
AS SHOWN	PSP	3002750-UT-1613	C.1



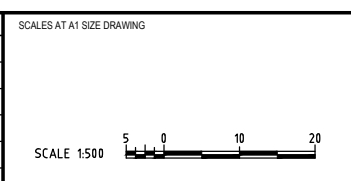
UNCONTROLLED COPY
 Print

NOTES:
 1. FOR UTILITIES NOTES AND LEGEND REFER DRG No. 3002750-UT-1601
 2. FOR DRAINAGE REFER PACKAGE 07
 3. FOR WATER AND SEWER REFER PACKAGE 08
 4. FOR TCD DETAILS REFER PACKAGE 15
 5. FOR STRUCTURES REFER PACKAGE 17

150 mm ON ORIGINAL

DRAWING FILE LOCATION / NAME V:\Vault\Projects\3002750\CAD\DWG\09_UT_Utilities\3002750-UT-1614.dwg		PLOT DATE 27 May 2022		TIME 13:13:03				
EXTERNAL REFERENCE FILES		REV	DATE	AMENDMENT / REVISION DESCRIPTION	WVR No.	APPROVAL	TITLE	NAME
3002750_SMEC.dwg V:\Vault\Projects\3002750\CAD\DWG\09_UT_Utilities\3002750-UT-1614.dwg V:\Vault\Projects\3002750\CAD\DWG\09_UT_Utilities\3002750-UT-1601.dwg V:\Vault\Projects\3002750\CAD\DWG\09_UT_Utilities\3002750-UT-1602.dwg V:\Vault\Projects\3002750\CAD\DWG\09_UT_Utilities\3002750-UT-1603.dwg V:\Vault\Projects\3002750\CAD\DWG\09_UT_Utilities\3002750-UT-1604.dwg V:\Vault\Projects\3002750\CAD\DWG\09_UT_Utilities\3002750-UT-1605.dwg V:\Vault\Projects\3002750\CAD\DWG\09_UT_Utilities\3002750-UT-1606.dwg V:\Vault\Projects\3002750\CAD\DWG\09_UT_Utilities\3002750-UT-1607.dwg V:\Vault\Projects\3002750\CAD\DWG\09_UT_Utilities\3002750-UT-1608.dwg V:\Vault\Projects\3002750\CAD\DWG\09_UT_Utilities\3002750-UT-1609.dwg V:\Vault\Projects\3002750\CAD\DWG\09_UT_Utilities\3002750-UT-1610.dwg V:\Vault\Projects\3002750\CAD\DWG\09_UT_Utilities\3002750-UT-1611.dwg V:\Vault\Projects\3002750\CAD\DWG\09_UT_Utilities\3002750-UT-1612.dwg V:\Vault\Projects\3002750\CAD\DWG\09_UT_Utilities\3002750-UT-1613.dwg V:\Vault\Projects\3002750\CAD\DWG\09_UT_Utilities\3002750-UT-1614.dwg V:\Vault\Projects\3002750\CAD\DWG\09_UT_Utilities\3002750-UT-1615.dwg V:\Vault\Projects\3002750\CAD\DWG\09_UT_Utilities\3002750-UT-1616.dwg V:\Vault\Projects\3002750\CAD\DWG\09_UT_Utilities\3002750-UT-1617.dwg V:\Vault\Projects\3002750\CAD\DWG\09_UT_Utilities\3002750-UT-1618.dwg V:\Vault\Projects\3002750\CAD\DWG\09_UT_Utilities\3002750-UT-1619.dwg V:\Vault\Projects\3002750\CAD\DWG\09_UT_Utilities\3002750-UT-1620.dwg V:\Vault\Projects\3002750\CAD\DWG\09_UT_Utilities\3002750-UT-1621.dwg V:\Vault\Projects\3002750\CAD\DWG\09_UT_Utilities\3002750-UT-1622.dwg V:\Vault\Projects\3002750\CAD\DWG\09_UT_Utilities\3002750-UT-1623.dwg V:\Vault\Projects\3002750\CAD\DWG\09_UT_Utilities\3002750-UT-1624.dwg V:\Vault\Projects\3002750\CAD\DWG\09_UT_Utilities\3002750-UT-1625.dwg V:\Vault\Projects\3002750\CAD\DWG\09_UT_Utilities\3002750-UT-1626.dwg V:\Vault\Projects\3002750\CAD\DWG\09_UT_Utilities\3002750-UT-1627.dwg V:\Vault\Projects\3002750\CAD\DWG\09_UT_Utilities\3002750-UT-1628.dwg V:\Vault\Projects\3002750\CAD\DWG\09_UT_Utilities\3002750-UT-1629.dwg V:\Vault\Projects\3002750\CAD\DWG\09_UT_Utilities\3002750-UT-1630.dwg V:\Vault\Projects\3002750\CAD\DWG\09_UT_Utilities\3002750-UT-1631.dwg V:\Vault\Projects\3002750\CAD\DWG\09_UT_Utilities\3002750-UT-1632.dwg V:\Vault\Projects\3002750\CAD\DWG\09_UT_Utilities\3002750-UT-1633.dwg V:\Vault\Projects\3002750\CAD\DWG\09_UT_Utilities\3002750-UT-1634.dwg V:\Vault\Projects\3002750\CAD\DWG\09_UT_Utilities\3002750-UT-1635.dwg V:\Vault\Projects\3002750\CAD\DWG\09_UT_Utilities\3002750-UT-1636.dwg V:\Vault\Projects\3002750\CAD\DWG\09_UT_Utilities\3002750-UT-1637.dwg V:\Vault\Projects\3002750\CAD\DWG\09_UT_Utilities\3002750-UT-1638.dwg V:\Vault\Projects\3002750\CAD\DWG\09_UT_Utilities\3002750-UT-1639.dwg V:\Vault\Projects\3002750\CAD\DWG\09_UT_Utilities\3002750-UT-1640.dwg V:\Vault\Projects\3002750\CAD\DWG\09_UT_Utilities\3002750-UT-1641.dwg V:\Vault\Projects\3002750\CAD\DWG\09_UT_Utilities\3002750-UT-1642.dwg V:\Vault\Projects\3002750\CAD\DWG\09_UT_Utilities\3002750-UT-1643.dwg V:\Vault\Projects\3002750\CAD\DWG\09_UT_Utilities\3002750-UT-1644.dwg V:\Vault\Projects\3002750\CAD\DWG\09_UT_Utilities\3002750-UT-1645.dwg V:\Vault\Projects\3002750\CAD\DWG\09_UT_Utilities\3002750-UT-1646.dwg V:\Vault\Projects\3002750\CAD\DWG\09_UT_Utilities\3002750-UT-1647.dwg V:\Vault\Projects\3002750\CAD\DWG\09_UT_Utilities\3002750-UT-1648.dwg V:\Vault\Projects\3002750\CAD\DWG\09_UT_Utilities\3002750-UT-1649.dwg V:\Vault\Projects\3002750\CAD\DWG\09_UT_Utilities\3002750-UT-1650.dwg V:\Vault\Projects\3002750\CAD\DWG\09_UT_Utilities\3002750-UT-1651.dwg V:\Vault\Projects\3002750\CAD\DWG\09_UT_Utilities\3002750-UT-1652.dwg V:\Vault\Projects\3002750\CAD\DWG\09_UT_Utilities\3002750-UT-1653.dwg V:\Vault\Projects\3002750\CAD\DWG\09_UT_Utilities\3002750-UT-1654.dwg V:\Vault\Projects\3002750\CAD\DWG\09_UT_Utilities\3002750-UT-1655.dwg V:\Vault\Projects\3002750\CAD\DWG\09_UT_Utilities\3002750-UT-1656.dwg V:\Vault\Projects\3002750\CAD\DWG\09_UT_Utilities\3002750-UT-1657.dwg V:\Vault\Projects\3002750\CAD\DWG\09_UT_Utilities\3002750-UT-1658.dwg V:\Vault\Projects\3002750\CAD\DWG\09_UT_Utilities\3002750-UT-1659.dwg V:\Vault\Projects\3002750\CAD\DWG\09_UT_Utilities\3002750-UT-1660.dwg V:\Vault\Projects\3002750\CAD\DWG\09_UT_Utilities\3002750-UT-1661.dwg V:\Vault\Projects\3002750\CAD\DWG\09_UT_Utilities\3002750-UT-1662.dwg V:\Vault\Projects\3002750\CAD\DWG\09_UT_Utilities\3002750-UT-1663.dwg V:\Vault\Projects\3002750\CAD\DWG\09_UT_Utilities\3002750-UT-1664.dwg V:\Vault\Projects\3002750\CAD\DWG\09_UT_Utilities\3002750-UT-1665.dwg V:\Vault\Projects\3002750\CAD\DWG\09_UT_Utilities\3002750-UT-1666.dwg V:\Vault\Projects\3002750\CAD\DWG\09_UT_Utilities\3002750-UT-1667.dwg V:\Vault\Projects\3002750\CAD\DWG\09_UT_Utilities\3002750-UT-1668.dwg V:\Vault\Projects\3002750\CAD\DWG\09_UT_Utilities\3002750-UT-1669.dwg V:\Vault\Projects\3002750\CAD\DWG\09_UT_Utilities\3002750-UT-1670.dwg V:\Vault\Projects\3002750\CAD\DWG\09_UT_Utilities\3002750-UT-1671.dwg V:\Vault\Projects\3002750\CAD\DWG\09_UT_Utilities\3002750-UT-1672.dwg V:\Vault\Projects\3002750\CAD\DWG\09_UT_Utilities\3002750-UT-1673.dwg V:\Vault\Projects\3002750\CAD\DWG\09_UT_Utilities\3002750-UT-1674.dwg V:\Vault\Projects\3002750\CAD\DWG\09_UT_Utilities\3002750-UT-1675.dwg V:\Vault\Projects\3002750\CAD\DWG\09_UT_Utilities\3002750-UT-1676.dwg V:\Vault\Projects\3002750\CAD\DWG\09_UT_Utilities\3002750-UT-1677.dwg V:\Vault\Projects\3002750\CAD\DWG\09_UT_Utilities\3002750-UT-1678.dwg V:\Vault\Projects\3002750\CAD\DWG\09_UT_Utilities\3002750-UT-1679.dwg V:\Vault\Projects\3002750\CAD\DWG\09_UT_Utilities\3002750-UT-1680.dwg V:\Vault\Projects\3002750\CAD\DWG\09_UT_Utilities\3002750-UT-1681.dwg V:\Vault\Projects\3002750\CAD\DWG\09_UT_Utilities\3002750-UT-1682.dwg V:\Vault\Projects\3002750\CAD\DWG\09_UT_Utilities\3002750-UT-1683.dwg V:\Vault\Projects\3002750\CAD\DWG\09_UT_Utilities\3002750-UT-1684.dwg V:\Vault\Projects\3002750\CAD\DWG\09_UT_Utilities\3002750-UT-1685.dwg V:\Vault\Projects\3002750\CAD\DWG\09_UT_Utilities\3002750-UT-1686.dwg V:\Vault\Projects\3002750\CAD\DWG\09_UT_Utilities\3002750-UT-1687.dwg V:\Vault\Projects\3002750\CAD\DWG\09_UT_Utilities\3002750-UT-1688.dwg V:\Vault\Projects\3002750\CAD\DWG\09_UT_Utilities\3002750-UT-1689.dwg V:\Vault\Projects\3002750\CAD\DWG\09_UT_Utilities\3002750-UT-1690.dwg V:\Vault\Projects\3002750\CAD\DWG\09_UT_Utilities\3002750-UT-1691.dwg V:\Vault\Projects\3002750\CAD\DWG\09_UT_Utilities\3002750-UT-1692.dwg V:\Vault\Projects\3002750\CAD\DWG\09_UT_Utilities\3002750-UT-1693.dwg V:\Vault\Projects\3002750\CAD\DWG\09_UT_Utilities\3002750-UT-1694.dwg V:\Vault\Projects\3002750\CAD\DWG\09_UT_Utilities\3002750-UT-1695.dwg V:\Vault\Projects\3002750\CAD\DWG\09_UT_Utilities\3002750-UT-1696.dwg V:\Vault\Projects\3002750\CAD\DWG\09_UT_Utilities\3002750-UT-1697.dwg V:\Vault\Projects\3002750\CAD\DWG\09_UT_Utilities\3002750-UT-1698.dwg V:\Vault\Projects\3002750\CAD\DWG\09_UT_Utilities\3002750-UT-1699.dwg V:\Vault\Projects\3002750\CAD\DWG\09_UT_Utilities\3002750-UT-1700.dwg		A	19.06.2020	PRELIMINARY SKETCH PLAN	0007	DK	DRAFTER	L. HESLOP
		B	08.10.2020	PRELIMINARY SKETCH PLAN	0014	DK	DRAFTING CHECK	R. GOOSEN
		C	13.11.2020	PRELIMINARY SKETCH PLAN	0015	DK	DESIGNER	T. MILES
		D	27.05.2022	DETAIL DESIGN SKETCH PLAN ALIGNMENT CHANGES	0	DK	DESIGN CHECK	R. HUNTER
							PROJECT MANAGER	K. DECANHA
							PROJECT DIRECTOR	D. KEEP

REVISION IN PROGRESS



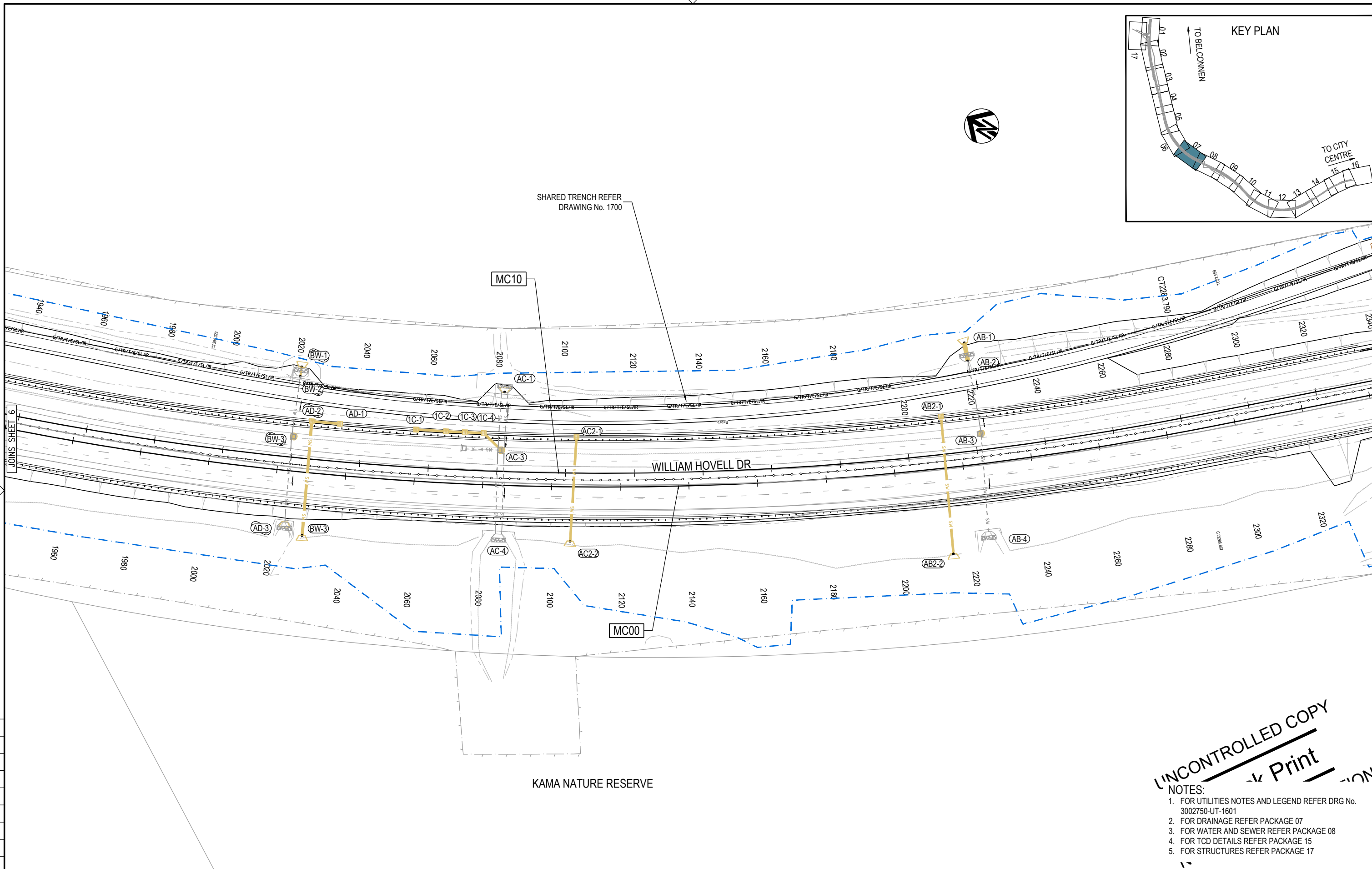
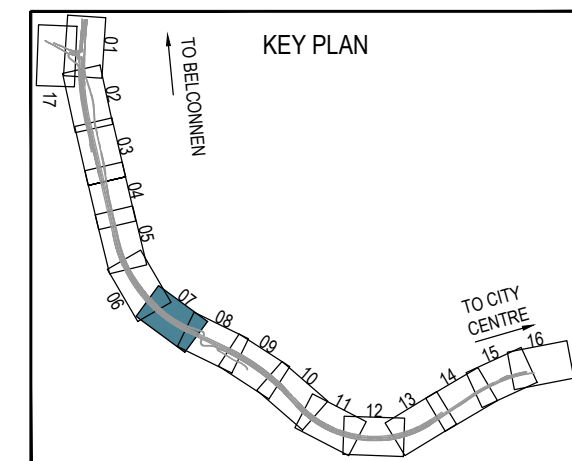
DESIGNER

Member of the Surbana Jurong Group
 ABN 47 065 475 149
 LEVEL 9, 12 MOORE STREET
 CANBERRA ACT 2601 AUSTRALIA
 SMEC PROJECT No 3002750

CHECK PRINT

DISCIPLINE	PRELIM	FINAL
DISCIPLINE	INITIAL	DATE
DISCIPLINE		
DISCIPLINE		
DISCIPLINE		
BACKDRAFTED/CORRECTED		
CONFIRMED		

PROJECT TITLE WILLIAM HOVELL DRIVE DUPLICATION		PROJECT / DRAWING No. 3002750-UT-1614		REVISION C.1
SCALE AS SHOWN	PHASE PSP			



JOINS SHEET 6

UNCONTROLLED COPY
 Print

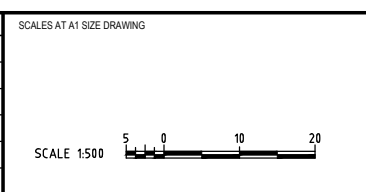
- NOTES:**
1. FOR UTILITIES NOTES AND LEGEND REFER DRG No. 3002750-UT-1601
 2. FOR DRAINAGE REFER PACKAGE 07
 3. FOR WATER AND SEWER REFER PACKAGE 08
 4. FOR TCD DETAILS REFER PACKAGE 15
 5. FOR STRUCTURES REFER PACKAGE 17

150 mm ON ORIGINAL

DRAWING FILE LOCATION / NAME V:_Vault\Projects\3002750\CAD\DWG\09_UT_Utilities\3002750-UT-1616.dwg		PLOT DATE 27 May 2022		TIME 13:13:59		
EXTERNAL REFERENCE FILES		REV	DATE	AMENDMENT / REVISION DESCRIPTION		
3002750_SMEC.dwg V:_Vault\Projects\3002750\CAD\DWG\09_UT_Utilities\3002750-UT-1601.dwg V:_Vault\Projects\3002750\CAD\DWG\09_UT_Utilities\3002750-UT-1602.dwg V:_Vault\Projects\3002750\CAD\DWG\09_UT_Utilities\3002750-UT-1603.dwg V:_Vault\Projects\3002750\CAD\DWG\09_UT_Utilities\3002750-UT-1604.dwg V:_Vault\Projects\3002750\CAD\DWG\09_UT_Utilities\3002750-UT-1605.dwg V:_Vault\Projects\3002750\CAD\DWG\09_UT_Utilities\3002750-UT-1606.dwg V:_Vault\Projects\3002750\CAD\DWG\09_UT_Utilities\3002750-UT-1607.dwg V:_Vault\Projects\3002750\CAD\DWG\09_UT_Utilities\3002750-UT-1608.dwg V:_Vault\Projects\3002750\CAD\DWG\09_UT_Utilities\3002750-UT-1609.dwg V:_Vault\Projects\3002750\CAD\DWG\09_UT_Utilities\3002750-UT-1610.dwg V:_Vault\Projects\3002750\CAD\DWG\09_UT_Utilities\3002750-UT-1611.dwg V:_Vault\Projects\3002750\CAD\DWG\09_UT_Utilities\3002750-UT-1612.dwg V:_Vault\Projects\3002750\CAD\DWG\09_UT_Utilities\3002750-UT-1613.dwg V:_Vault\Projects\3002750\CAD\DWG\09_UT_Utilities\3002750-UT-1614.dwg V:_Vault\Projects\3002750\CAD\DWG\09_UT_Utilities\3002750-UT-1615.dwg V:_Vault\Projects\3002750\CAD\DWG\09_UT_Utilities\3002750-UT-1616.dwg V:_Vault\Projects\3002750\CAD\DWG\09_UT_Utilities\3002750-UT-1617.dwg V:_Vault\Projects\3002750\CAD\DWG\09_UT_Utilities\3002750-UT-1618.dwg V:_Vault\Projects\3002750\CAD\DWG\09_UT_Utilities\3002750-UT-1619.dwg V:_Vault\Projects\3002750\CAD\DWG\09_UT_Utilities\3002750-UT-1620.dwg		A	19.06.2020	PRELIMINARY SKETCH PLAN		
		B	08.10.2020	PRELIMINARY SKETCH PLAN		
		C	13.11.2020	PRELIMINARY SKETCH PLAN		
		D	27.05.2022	DETAIL DESIGN WITH PATH ALIGNMENT CHANGES		

REVISION IN PROGRESS

WVR No.	APPROVAL	TITLE	NAME
0007	DK	DRAFTER	L. HESLOP
0014	DK	DRAFTING CHECK	R. GOOSEN
0015	DK	DESIGNER	T. MILES
0	DK	DESIGN CHECK	R. HUNTER
		PROJECT MANAGER	K. DECANHA
		PROJECT DIRECTOR	D. KEEP



DESIGNER

SMEC
 Member of the Surlana Jurong Group
 ABN 47 065 475 149
 LEVEL 9, 12 MOORE STREET
 CANBERRA ACT 2601 AUSTRALIA
 SMEC PROJECT No 3002750

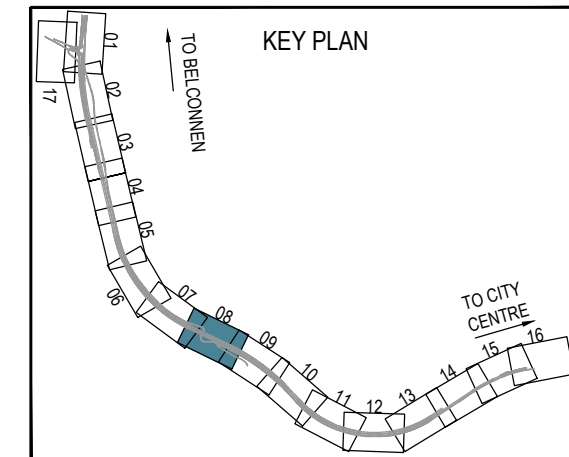
CHECK PRINT

DISCIPLINE	PRELIM	FINAL
DISCIPLINE	INITIAL	DATE
DISCIPLINE		
DISCIPLINE		
DISCIPLINE		
BACKDRAFTED/CORRECTED		
CONFIRMED		

DR

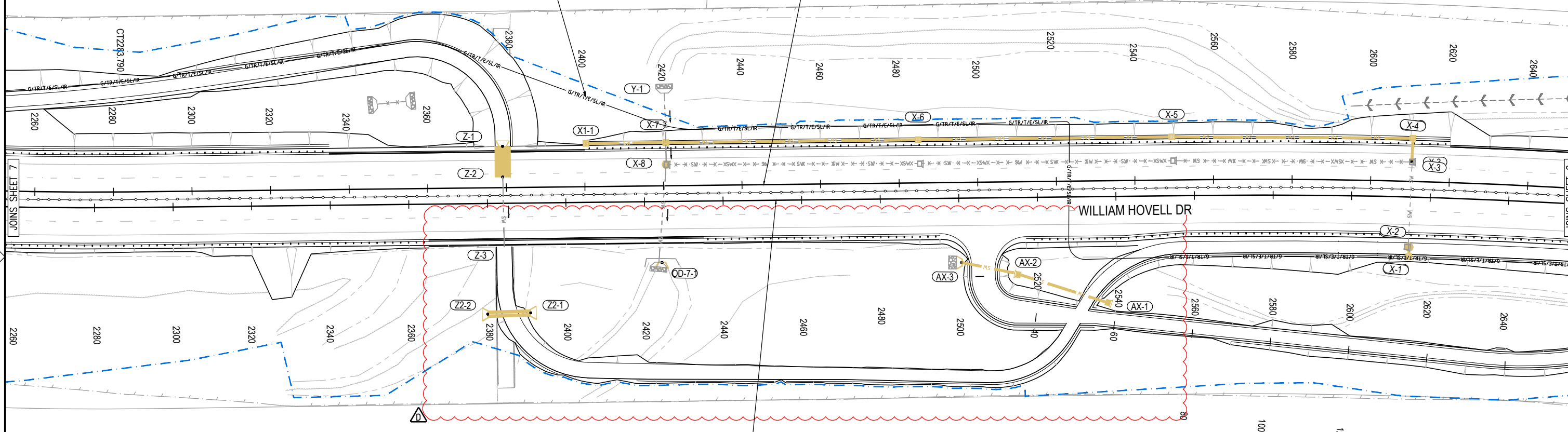
PROJECT TITLE WILLIAM HOVELL DRIVE DUPLICATION		PROJECT / DRAWING No. 3002750-UT-1616		REVISION C.1
SCALE AS SHOWN	PHASE PSP	PROJECT / DRAWING No. 3002750-UT-1616		REVISION C.1

THE PINNACLE NATURE RESERVE



SHARED TRENCH REFER
DRAWING No. 1700

MC10



WILLIAM HOVELL DR

KAMA NATURE RESERVE

MC00

UNCONTROLLED COPY
Check Print
NOT FOR CONSTRUCTION

NOTES:
1. FOR UTILITIES NOTES AND LEGEND REFER DRG No. 3002750-UT-1601
2. FOR DRAINAGE REFER PACKAGE 07
3. FOR WATER AND SEWER REFER PACKAGE 08
4. FOR TCD REFER PACKAGE 15
5. FOR STRUCTURES REFER PACKAGE 17

150 mm ON ORIGINAL
A1
0
10
20
30
40
50
60
70
80
90
100
110
120
130
140
150

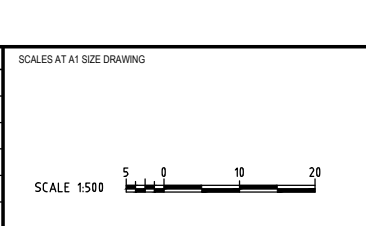
DRAWING FILE LOCATION / NAME
V:_Vault\Projects\3002750\CAD\DWG\09_UT_Uilities\3002750-UT-1617.dwg

EXTERNAL REFERENCE FILES

W:\09\3002750\3002750-UT-1617.dwg
W:\09\3002750\3002750-UT-1601.dwg
W:\09\3002750\3002750-UT-1602.dwg
W:\09\3002750\3002750-UT-1603.dwg
W:\09\3002750\3002750-UT-1604.dwg
W:\09\3002750\3002750-UT-1605.dwg
W:\09\3002750\3002750-UT-1606.dwg
W:\09\3002750\3002750-UT-1607.dwg
W:\09\3002750\3002750-UT-1608.dwg
W:\09\3002750\3002750-UT-1609.dwg
W:\09\3002750\3002750-UT-1610.dwg
W:\09\3002750\3002750-UT-1611.dwg
W:\09\3002750\3002750-UT-1612.dwg
W:\09\3002750\3002750-UT-1613.dwg
W:\09\3002750\3002750-UT-1614.dwg
W:\09\3002750\3002750-UT-1615.dwg
W:\09\3002750\3002750-UT-1616.dwg
W:\09\3002750\3002750-UT-1617.dwg
W:\09\3002750\3002750-UT-1618.dwg
W:\09\3002750\3002750-UT-1619.dwg
W:\09\3002750\3002750-UT-1620.dwg
W:\09\3002750\3002750-UT-1621.dwg
W:\09\3002750\3002750-UT-1622.dwg
W:\09\3002750\3002750-UT-1623.dwg
W:\09\3002750\3002750-UT-1624.dwg
W:\09\3002750\3002750-UT-1625.dwg
W:\09\3002750\3002750-UT-1626.dwg
W:\09\3002750\3002750-UT-1627.dwg
W:\09\3002750\3002750-UT-1628.dwg
W:\09\3002750\3002750-UT-1629.dwg
W:\09\3002750\3002750-UT-1630.dwg
W:\09\3002750\3002750-UT-1631.dwg
W:\09\3002750\3002750-UT-1632.dwg
W:\09\3002750\3002750-UT-1633.dwg
W:\09\3002750\3002750-UT-1634.dwg
W:\09\3002750\3002750-UT-1635.dwg
W:\09\3002750\3002750-UT-1636.dwg
W:\09\3002750\3002750-UT-1637.dwg
W:\09\3002750\3002750-UT-1638.dwg
W:\09\3002750\3002750-UT-1639.dwg
W:\09\3002750\3002750-UT-1640.dwg
W:\09\3002750\3002750-UT-1641.dwg
W:\09\3002750\3002750-UT-1642.dwg
W:\09\3002750\3002750-UT-1643.dwg
W:\09\3002750\3002750-UT-1644.dwg
W:\09\3002750\3002750-UT-1645.dwg
W:\09\3002750\3002750-UT-1646.dwg
W:\09\3002750\3002750-UT-1647.dwg
W:\09\3002750\3002750-UT-1648.dwg
W:\09\3002750\3002750-UT-1649.dwg
W:\09\3002750\3002750-UT-1650.dwg

REV	DATE	AMENDMENT / REVISION DESCRIPTION	WVR No.	APPROVAL	TITLE	NAME
A	19.06.2020	PRELIMINARY SKETCH PLAN	0007	DK	DRAFTER	L. HESLOP
B	08.10.2020	PRELIMINARY SKETCH PLAN	0014	DK	DRAFTING CHECK	R. GOOSEN
C	13.11.2020	PRELIMINARY SKETCH PLAN SUBMISSION	0015	DK	DESIGNER	T. MILES
D	27.05.2022	DETAIL FOR DESIGN STAGE WITH ALIGNMENT CHANGES	0	DK	DESIGN CHECK	R. HUNTER
					PROJECT MANAGER	K. DECANHA
					PROJECT DIRECTOR	D. KEEP

SCALE	DATE	TIME
SCALE AT A1 SIZE DRAWING	27 May 2022	13:14:26



DESIGNER

Member of the Surbana Jurong Group
ABN 47 065 475 149

LEVEL 9, 12 MOORE STREET
CANBERRA ACT 2601 AUSTRALIA
SMEC PROJECT No 3002750

DR

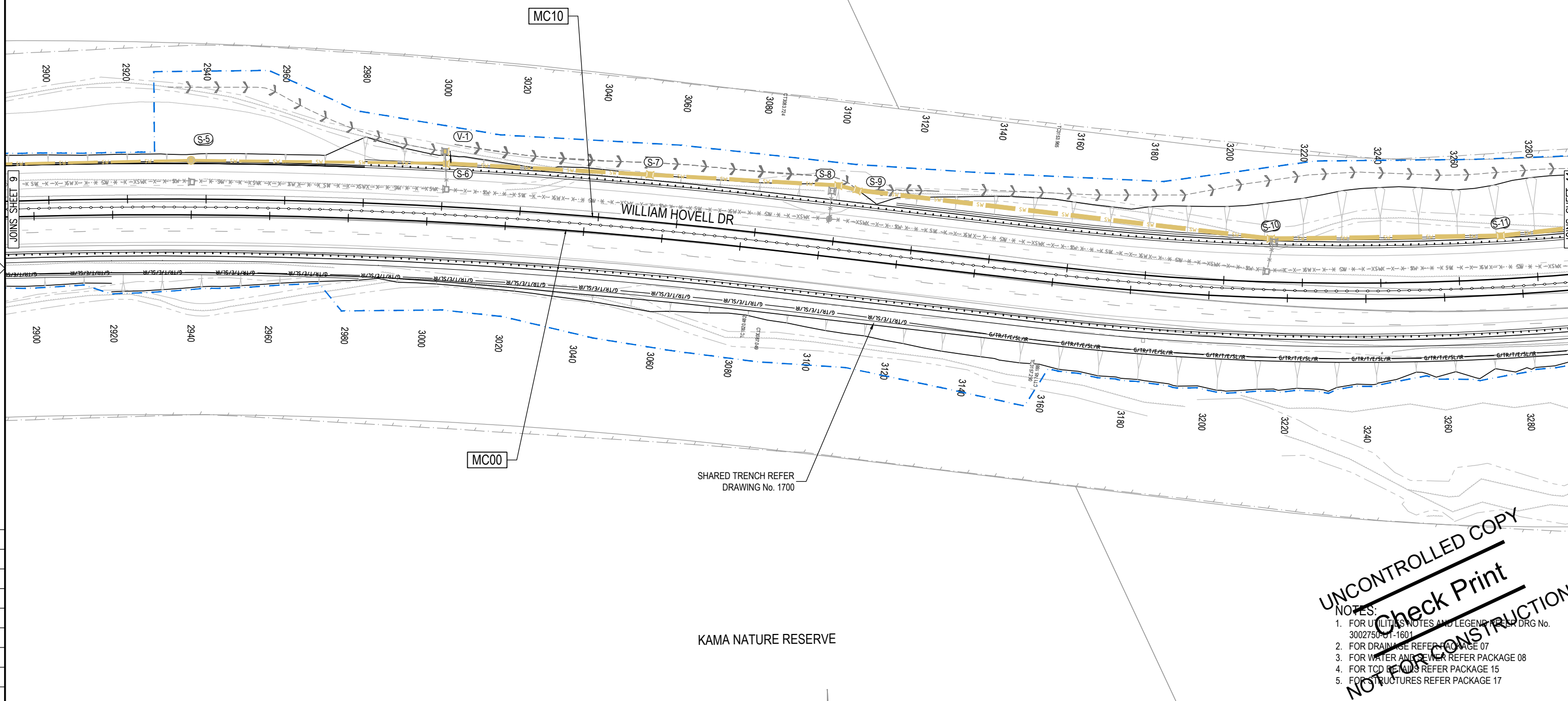
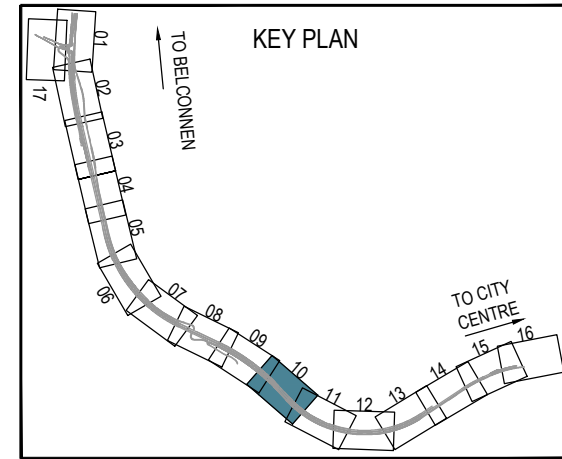
CHECK PRINT

DISCIPLINE	PRELIM <input type="checkbox"/>	FINAL <input type="checkbox"/>
DISCIPLINE	INITIAL	DATE
DISCIPLINE		
DISCIPLINE		
DISCIPLINE		
BACKDRAFTED/CORRECTED		
CONFIRMED		

PROJECT TITLE	WILLIAM HOVELL DRIVE DUPLICATION
UTILITIES SHEET 8	
SCALE	AS SHOWN
PHASE	PSP
PROJECT / DRAWING No.	3002750-UT-1617
REVISION	C.1

REVISION IN PROGRESS

THE PINNACLE NATURE RESERVE



KAMA NATURE RESERVE

UNCONTROLLED COPY
Check Print
NOT FOR CONSTRUCTION

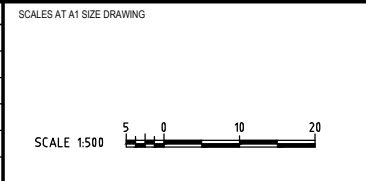
- NOTES:
1. FOR UTILITIES NOTES AND LEGEND REFER DRG No. 3002750-UT-1601
 2. FOR DRAINAGE REFER PACKAGE 07
 3. FOR WATER AND SEWER REFER PACKAGE 08
 4. FOR TCD REFER PACKAGE 15
 5. FOR STRUCTURES REFER PACKAGE 17

150 mm ON ORIGINAL
A1

DRAWING FILE LOCATION / NAME
V:_Vault\Projects\3002750\CAD\DWG\09_UT_Utilities\3002750-UT-1619.dwg

PLOT DATE 27 May 2022
TIME 13:15:24

REV	DATE	AMENDMENT / REVISION DESCRIPTION	WVR No.	APPROVAL	TITLE	NAME
A	19.06.2020	PRELIMINARY SKETCH PLAN	0007	DK	DRAFTER	L. HESLOP
B	08.10.2020	PRELIMINARY SKETCH PLAN	0014	DK	DRAFTING CHECK	R. GOOSEN
C	13.11.2020	PRELIMINARY SKETCH PLAN SUBMISSION	0015	DK	DESIGNER	T. MILES
D	27.05.2022	DETAIL OF DESIGN SPAN PATH ALIGNMENT DRAWINGS	0	DK	DESIGN CHECK	R. HUNTER
					PROJECT MANAGER	K. DECANHA
					PROJECT DIRECTOR	D. KEEP



DESIGNER **SMEC**
Member of the Surbana Jurong Group
ABN 47 065 475 149
LEVEL 9, 12 MOORE STREET
CANBERRA ACT 2601 AUSTRALIA
SMEC PROJECT No 3002750

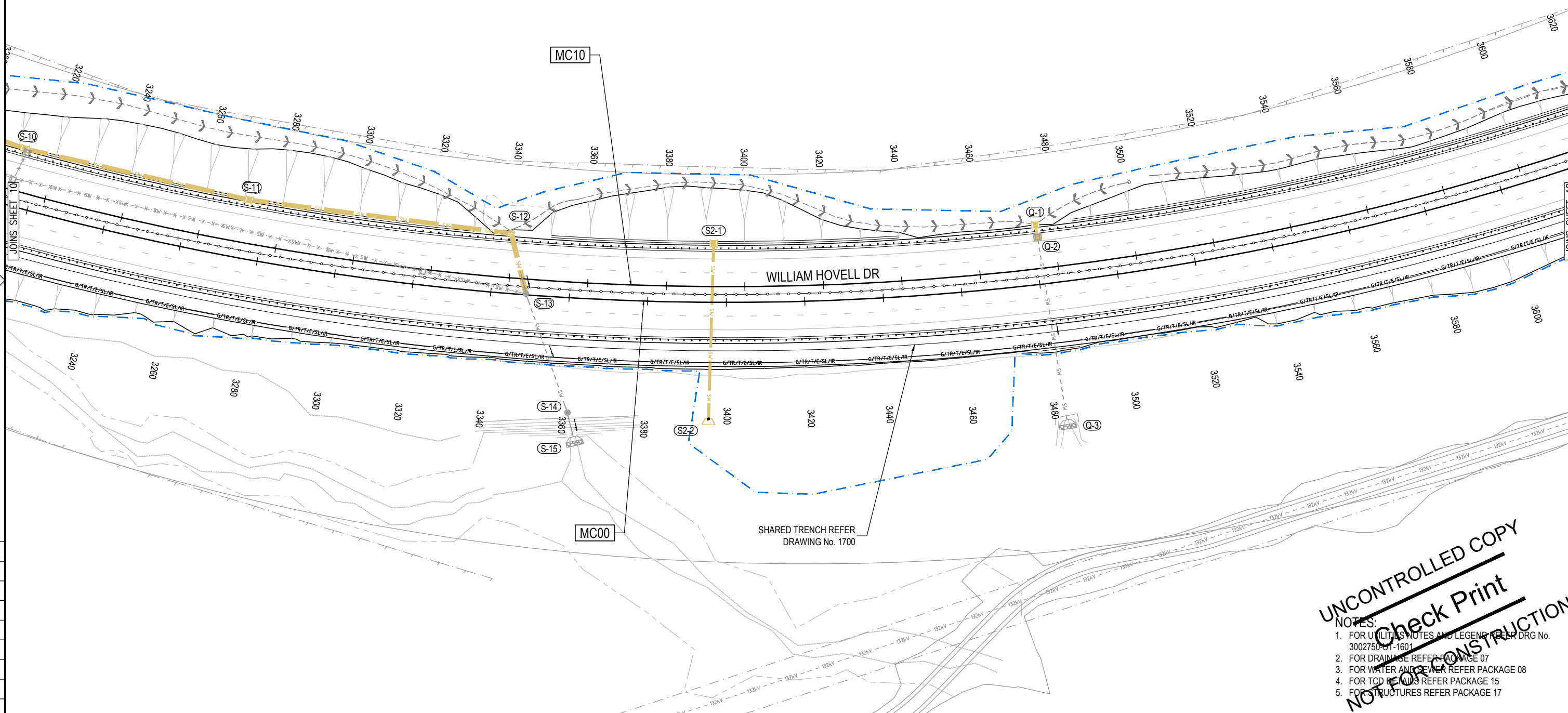
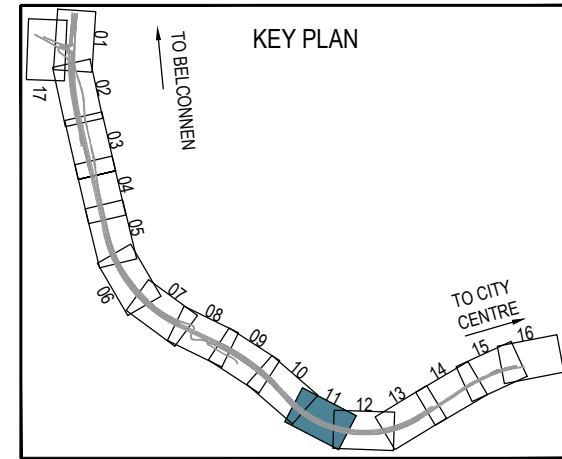
DISCIPLINE	PRELIM	FINAL
DISCIPLINE	<input type="checkbox"/>	<input type="checkbox"/>
DISCIPLINE	<input type="checkbox"/>	<input type="checkbox"/>
DISCIPLINE	<input type="checkbox"/>	<input type="checkbox"/>
DISCIPLINE	<input type="checkbox"/>	<input type="checkbox"/>
BACKDRAFTED/CORRECTED	<input type="checkbox"/>	<input type="checkbox"/>
CONFIRMED	<input type="checkbox"/>	<input type="checkbox"/>

PROJECT TITLE WILLIAM HOVELL DRIVE DUPLICATION		REVISION C.1
UTILITIES SHEET 10		
SCALE AS SHOWN	PHASE PSP	PROJECT / DRAWING No. 3002750-UT-1619

REVISION IN PROGRESS

DR

THE PINNACLE NATURE RESERVE



UNCONTROLLED COPY
Check Print
NOT FOR CONSTRUCTION

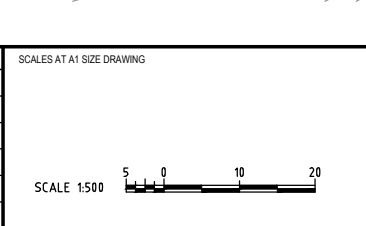
NOTES:
 1. FOR UTILITIES NOTES AND LEGEND REFER DRG No. 3002750-UT-1601
 2. FOR DRAINAGE REFER PACKAGE 07
 3. FOR WATER AND SEWER REFER PACKAGE 08
 4. FOR TCD DETAILS REFER PACKAGE 15
 5. FOR STRUCTURES REFER PACKAGE 17

150 mm ON ORIGINAL
 A1

REV	DATE	AMENDMENT / REVISION DESCRIPTION
A	19.06.2020	PRELIMINARY SKETCH PLAN
B	08.10.2020	PRELIMINARY SKETCH PLAN
C	13.11.2020	PRELIMINARY SKETCH PLAN SUBMISSION
D	27.05.2022	DETAIL FOR DESIGN STAKEHOLDER ALIGNMENT CHANGES

WVR No.	APPROVAL	TITLE	NAME
0007	DK	DRAFTER	L. HESLOP
0014	DK	DRAFTING CHECK	R. GOOSEN
0015	DK	DESIGNER	T. MILES
	DK	DESIGN CHECK	R. HUNTER
		PROJECT MANAGER	K. DECANHA
		PROJECT DIRECTOR	D. KEEP

SCALES AT A1 SIZE DRAWING
SCALE 1:500



DESIGNER **SMEC**
 Member of the Surbana Jurong Group
 ABN 47 065 475 149
 LEVEL 9, 12 MOORE STREET
 CANBERRA ACT 2601 AUSTRALIA
 SMEC PROJECT No 3002750

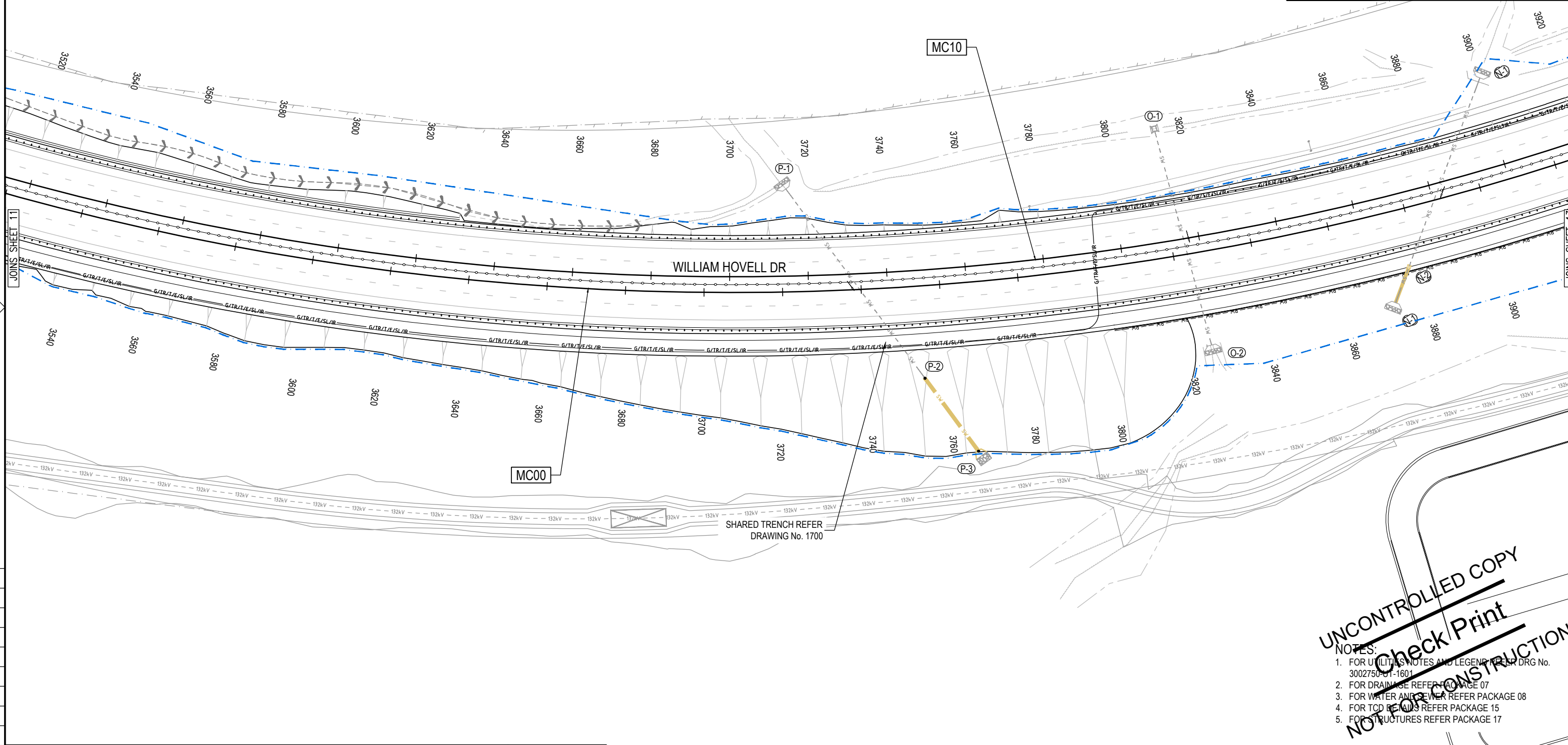
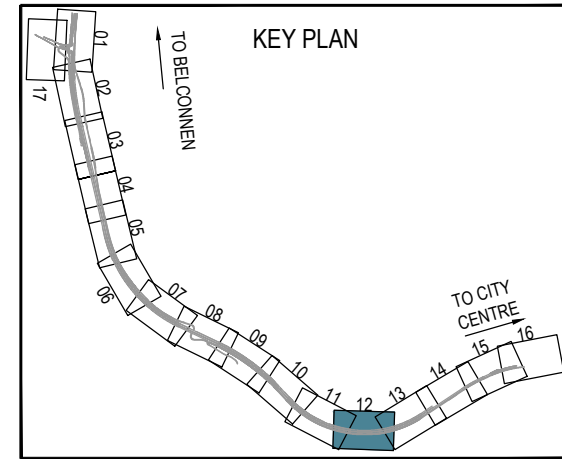
CHECK PRINT		PRELIM	FINAL
DISCIPLINE	DATE	INITIAL	DATE
DISCIPLINE			
DISCIPLINE			
DISCIPLINE			
DISCIPLINE			
BACKDRAFTED/CORRECTED			
CONFIRMED			

PROJECT TITLE		PROJECT / DRAWING No.		REVISION
WILLIAM HOVELL DRIVE DUPLICATION		3002750-UT-1620		C.1
SCALE	PHASE			
AS SHOWN	PSP			

REVISION IN PROGRESS

DR

THE PINNACLE NATURE RESERVE



UNCONTROLLED COPY
Check Print
NOT FOR CONSTRUCTION

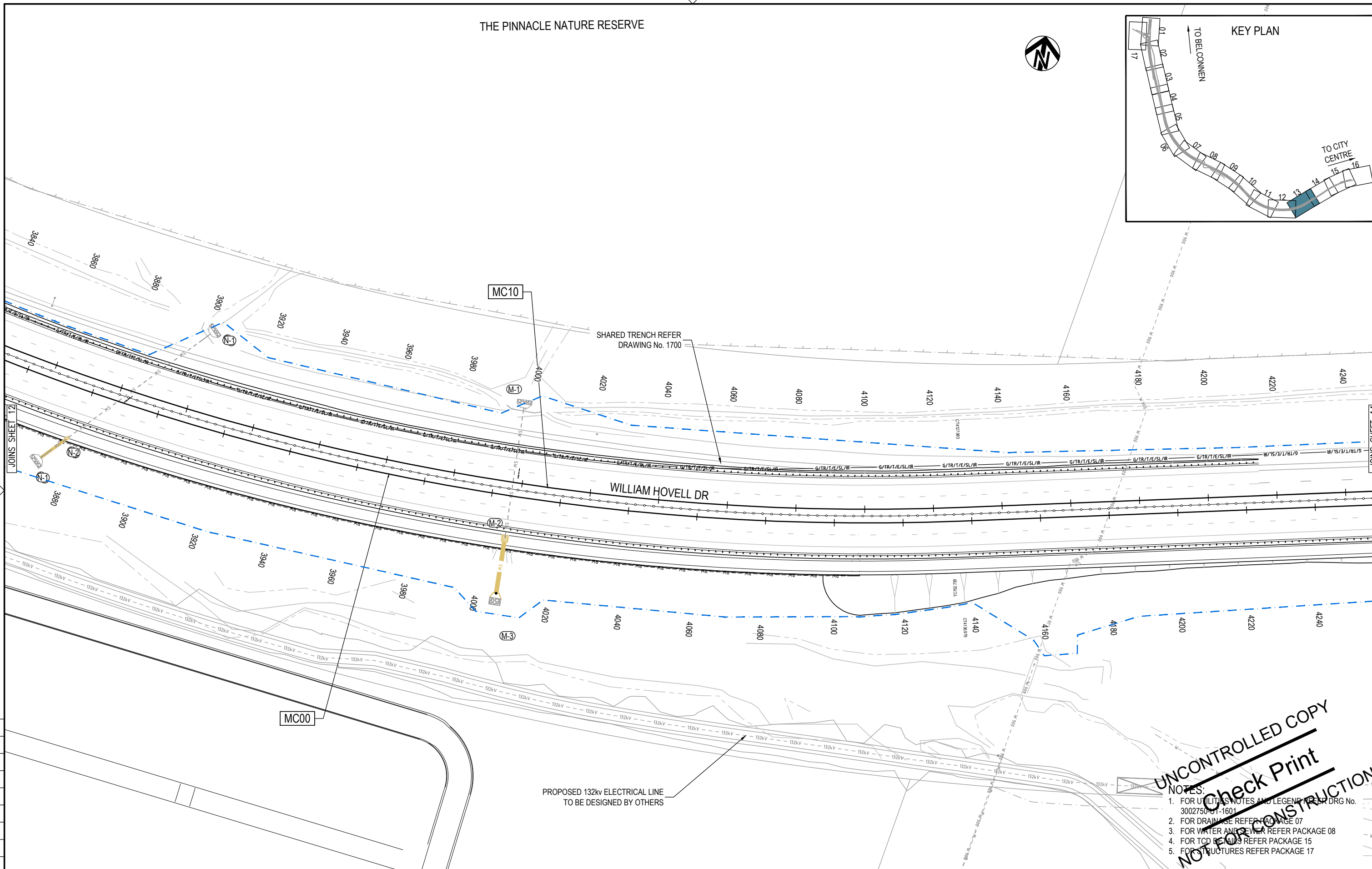
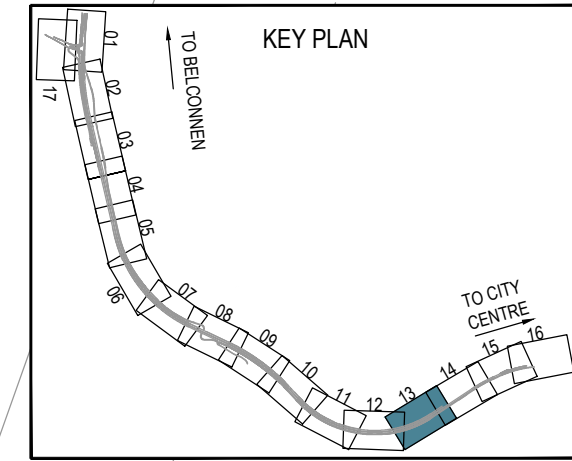
NOTES:
 1. FOR UTILITIES NOTES AND LEGEND REFER DRG No. 3002750-UT-1601
 2. FOR DRAINAGE REFER PACKAGE 07
 3. FOR WATER AND SEWER REFER PACKAGE 08
 4. FOR TCD REFER PACKAGE 15
 5. FOR STRUCTURES REFER PACKAGE 17

DRAWING FILE LOCATION / NAME V:\Vault\Projects\3002750\CAD\DWG\09_UT_Uilities\3002750-UT-1621.dwg			PLOT DATE 27 May 2022		TIME 13:16:19				
EXTERNAL REFERENCE FILES			REV	DATE	AMENDMENT / REVISION DESCRIPTION	WVR No.	APPROVAL	TITLE	NAME
X:\WD_SURVY X:\WD_UTIL X:\WD_DES_CAD X:\WD_UTILX X:\WD_DRN X:\WD_FRAME_SDR X:\WD_RD_NAME X:\WD_UTILX X:\WD_SW_EX X:\WD_IBRYX X:\WD_DES_BRYX X:\3002750_SMEC.dwg			A	19.06.2020	PRELIMINARY SKETCH PLAN	0007	DK	DRAFTER	L. HESLOP
			B	08.10.2020	PRELIMINARY SKETCH PLAN	0014	DK	DRAFTING CHECK	R. GOOSEN
			C	13.11.2020	PRELIMINARY SKETCH PLAN	0015	DK	DESIGNER	T. MILES
			D	27.05.2022	DETAIL DESIGN SHARED TRENCH ALIGNMENT DRAWINGS	0	DK	DESIGN CHECK	R. HUNTER
					PROJECT MANAGER			K. DECANHA	
					PROJECT DIRECTOR			D. KEEP	
SCALES AT A1 SIZE DRAWING			DESIGNER			Member of the Surbana Jurong Group ABN 47 065 475 149 LEVEL 9, 12 MOORE STREET CANBERRA ACT 2601 AUSTRALIA SMEC PROJECT No 3002750			
SCALE 1:500			CHECK PRINT PRELIM <input type="checkbox"/> FINAL <input type="checkbox"/> INITIAL DATE			PROJECT TITLE WILLIAM HOVELL DRIVE DUPLICATION			
			DISCIPLINE			UTILITIES SHEET 12			
			DISCIPLINE			SCALE AS SHOWN			
			DISCIPLINE			PHASE PSP			
			DISCIPLINE			PROJECT / DRAWING No. 3002750-UT-1621			
			BACKDRAFTED/CORRECTED			REVISION C.1			
			CONFIRMED						

REVISION IN PROGRESS

150 mm ON ORIGINAL
A1

THE PINNACLE NATURE RESERVE



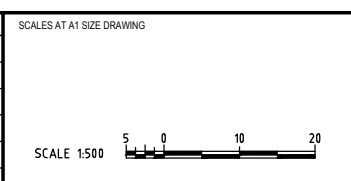
UNCONTROLLED COPY
Check Print
NOT FOR CONSTRUCTION

NOTES:
 1. FOR UTILITIES NOTES AND LEGEND REFER DRG No. 3002750-UT-1601
 2. FOR DRAINAGE REFER PACKAGE 07
 3. FOR WATER AND SEWER REFER PACKAGE 08
 4. FOR TCD DETAILS REFER PACKAGE 15
 5. FOR STRUCTURES REFER PACKAGE 17

150 mm ON ORIGINAL
 A1

DRAWING FILE LOCATION / NAME V:_Vault\Projects\3002750\CAD\DWG\09_UT_Utilities\3002750-UT-1622.dwg		PLOT DATE 27 May 2022		TIME 13:16:47	
REV	DATE	AMENDMENT / REVISION DESCRIPTION	WVR No.	APPROVAL	TITLE
A	19.06.2020	PRELIMINARY SKETCH PLAN	0007	DK	DRAFTER <i>L. HESLOP</i>
B	08.10.2020	PRELIMINARY SKETCH PLAN	0014	DK	DRAFTING CHECK <i>R. GOOSEN</i>
C	13.11.2020	PRELIMINARY SKETCH PLAN SUBMISSION	0015	DK	DESIGNER <i>T. MILES</i>
D	27.05.2022	DETAIL DESIGN WITH SPACING AND ALIGNMENT CHANGES	0	DK	DESIGN CHECK <i>R. HUNTER</i>
					PROJECT MANAGER <i>K. DECANHA</i>
					PROJECT DIRECTOR <i>D. KEEP</i>

REVISION IN PROGRESS



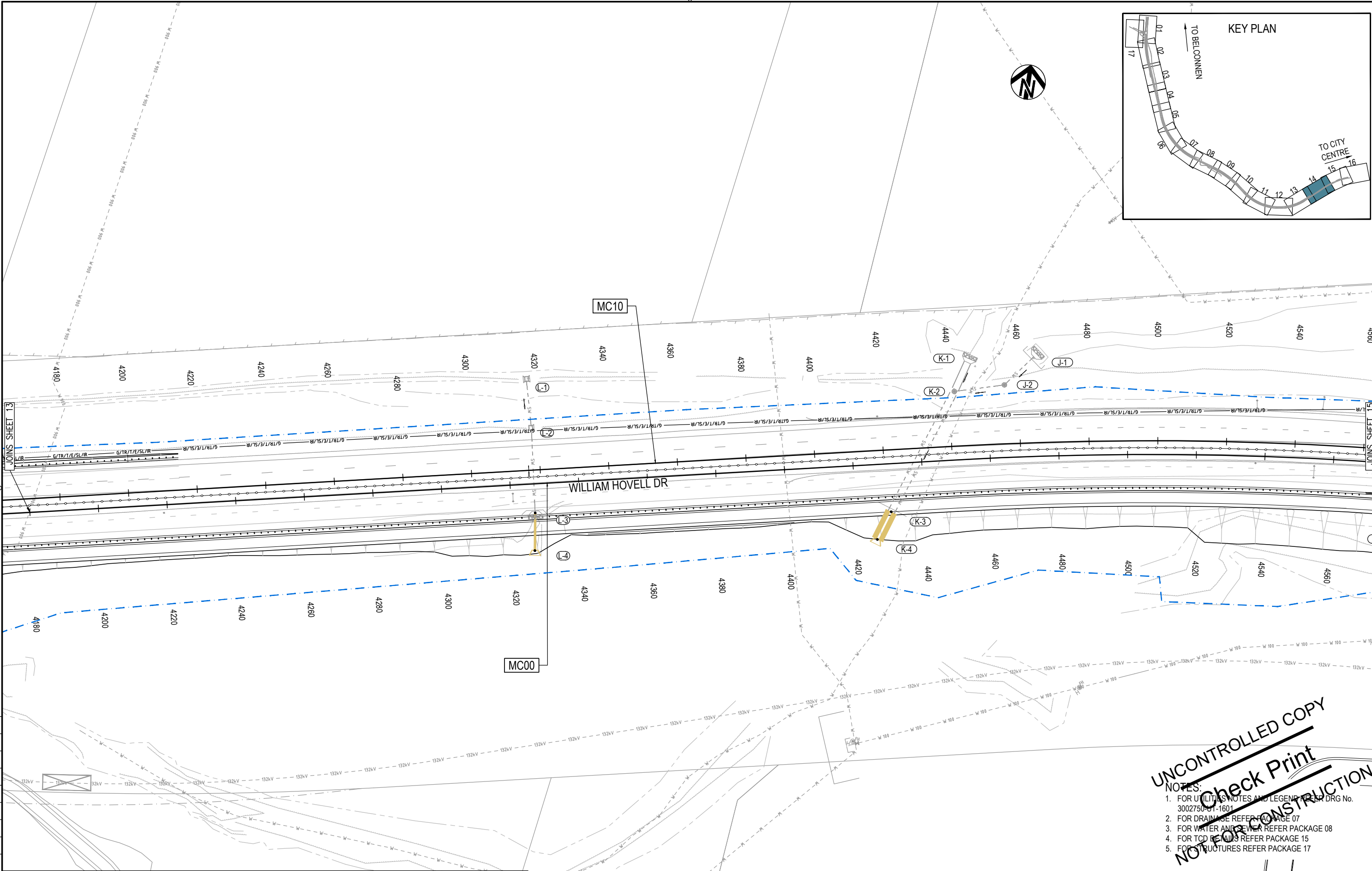
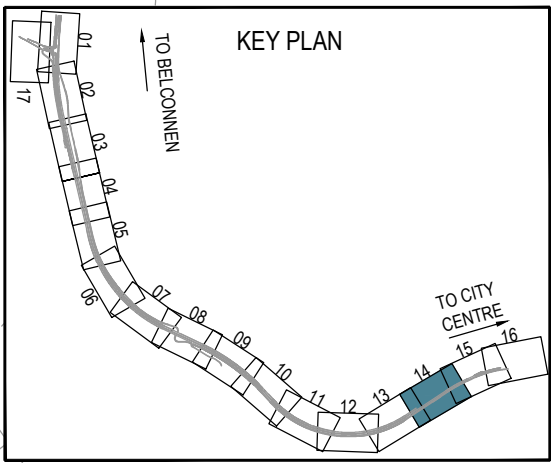
DESIGNER

Member of the Surbana Jurong Group
 ABN 47 065 475 149
 LEVEL 9, 12 MOORE STREET
 CANBERRA ACT 2601 AUSTRALIA
 SMEC PROJECT No 3002750

CHECK PRINT

DISCIPLINE	PRELIM <input type="checkbox"/>	FINAL <input type="checkbox"/>
DISCIPLINE	INITIAL	DATE
DISCIPLINE		
DISCIPLINE		
DISCIPLINE		
BACKDRAFTED/CORRECTED		
CONFIRMED		

PROJECT TITLE WILLIAM HOVELL DRIVE DUPLICATION		PROJECT / DRAWING No. 3002750-UT-1622	
UTILITIES SHEET 13		REVISION C.1	
SCALE AS SHOWN	PHASE PSP		



UNCONTROLLED COPY
Check Print
NOT FOR CONSTRUCTION

NOTES:
 1. FOR UTILITIES NOTES AND LEGEND REFER DRG No. 3002750-UT-1601
 2. FOR DRAINAGE REFER PACKAGE 07
 3. FOR WATER AND SEWER REFER PACKAGE 08
 4. FOR TCD REFER PACKAGE 15
 5. FOR STRUCTURES REFER PACKAGE 17

150 mm ON ORIGINAL
 A1

DRAWING FILE LOCATION / NAME
 V:_Vault\Projects\3002750\CAD\DWG\09_UT_Utilities\3002750-UT-1623.dwg

REV	DATE	AMENDMENT / REVISION DESCRIPTION
A	19.06.2020	PRELIMINARY SKETCH PLAN
B	08.10.2020	PRELIMINARY SKETCH PLAN
C	13.11.2020	PRELIMINARY SKETCH PLAN
D	27.05.2022	DETAIL FOR DESIGN SPAN AND PATH ALIGNMENT CHANGES

WVR No.	APPROVAL	TITLE	NAME
0007	DK	DRAFTER	L. HESLOP
0014	DK	DRAFTING CHECK	R. GOOSEN
0015	DK	DESIGNER	T. MILES
0	DK	DESIGN CHECK	R. HUNTER
		PROJECT MANAGER	K. DECANHA
		PROJECT DIRECTOR	D. KEEP

PLANT	SCALE	PROJECT TITLE
DR	SCALE 1:500	WILLIAM HOVELL DRIVE DUPLICATION
		UTILITIES SHEET 14

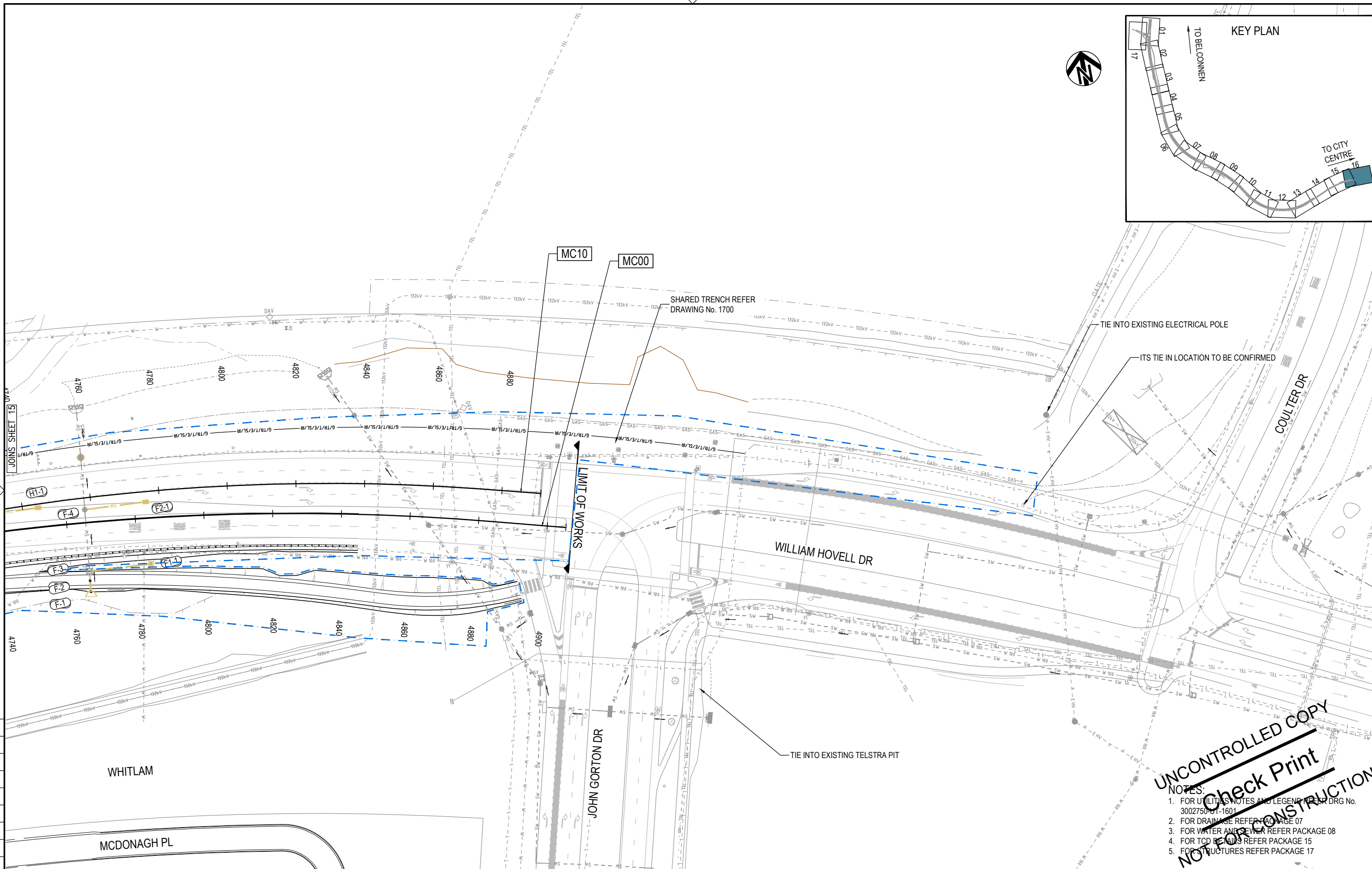
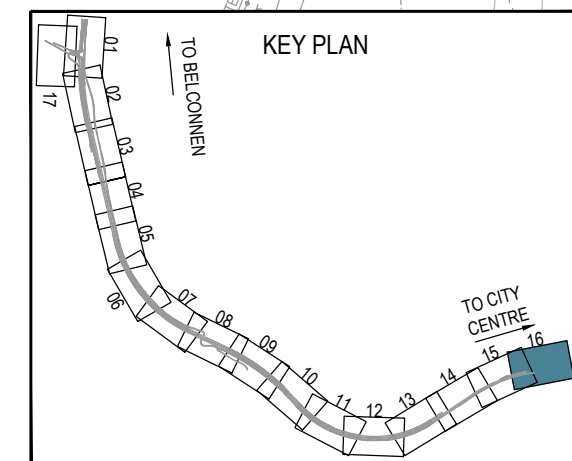
DESIGNER

Member of the Surbana Jurong Group
 ABN 47 065 475 149
 LEVEL 9, 12 MOORE STREET
 CANBERRA ACT 2601 AUSTRALIA
 SMEC PROJECT No 3002750

DISCIPLINE	PRELIM	FINAL
DISCIPLINE		
DISCIPLINE		
DISCIPLINE		
DISCIPLINE		
BACKDRAFTED/CORRECTED		
CONFIRMED		

SCALE	PHASE	PROJECT / DRAWING No.	REVISION
AS SHOWN	PSP	3002750-UT-1623	C.1

REVISION IN PROGRESS



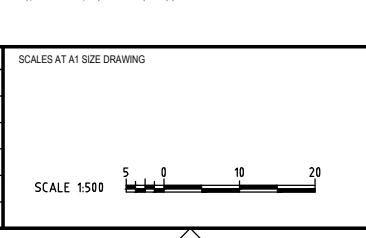
UNCONTROLLED COPY
Check Print
NOT FOR CONSTRUCTION

NOTES:
 1. FOR UTILITIES NOTES AND LEGEND REFER DRG No. 3002750-UT-1601
 2. FOR DRAINAGE REFER PACKAGE 07
 3. FOR WATER AND SEWER REFER PACKAGE 08
 4. FOR TCD DETAILS REFER PACKAGE 15
 5. FOR STRUCTURES REFER PACKAGE 17

150 mm ON ORIGINAL
 A1

DRAWING FILE LOCATION / NAME V:\Vault\Projects\3002750\CAD\DWG\09_UT_Uilities\3002750-UT-1625.dwg		PLOT DATE 27 May 2022	TIME 13:18:11
REV	DATE	AMENDMENT / REVISION DESCRIPTION	WVR No.
A	19.06.2020	PRELIMINARY SKETCH PLAN	0007
B	08.10.2020	PRELIMINARY SKETCH PLAN	0014
C	13.11.2020	PRELIMINARY SKETCH PLAN SUBMISSION	0015
D	27.05.2022	DETAIL DESIGN STATION PATH ALIGNMENT CHANGES	0

APPROVAL	TITLE	NAME
DK	DRAFTER	L. HESLOP
DK	DRAFTING CHECK	R. GOOSEN
DK	DESIGNER	T. MILES
DK	DESIGN CHECK	R. HUNTER
	PROJECT MANAGER	K. DECANHA
	PROJECT DIRECTOR	D. KEEP



DESIGNER

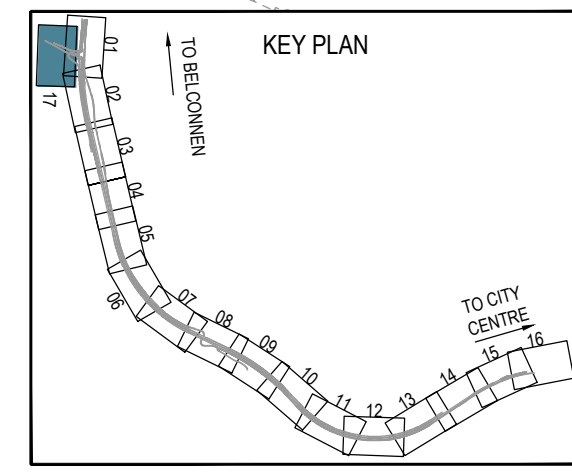
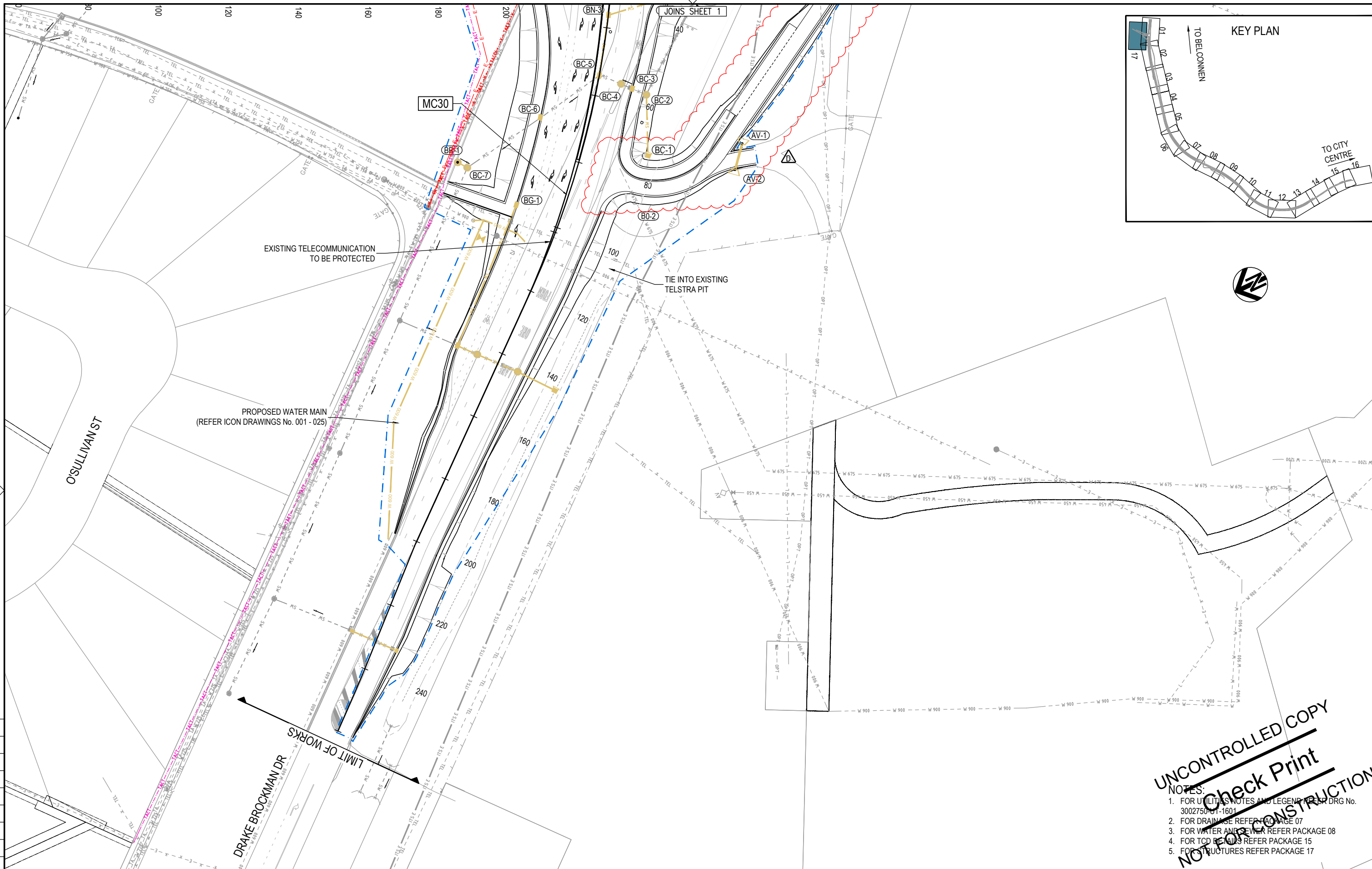
Member of the Surlana Jurong Group
 ABN 47 065 475 149
 LEVEL 9, 12 MOORE STREET
 CANBERRA ACT 2601 AUSTRALIA
 SMEC PROJECT No 3002750

CHECK PRINT		PRELIM <input type="checkbox"/>	FINAL <input type="checkbox"/>
DISCIPLINE		INITIAL	DATE
DISCIPLINE			
DISCIPLINE			
DISCIPLINE			
BACKDRAFTED/CORRECTED			
CONFIRMED			

PROJECT TITLE WILLIAM HOVELL DRIVE DUPLICATION		PROJECT / DRAWING No. 3002750-UT-1625	REVISION C.1
SCALE AS SHOWN	PHASE PSP		

REVISION IN PROGRESS

DR



EXISTING TELECOMMUNICATION TO BE PROTECTED

TIE INTO EXISTING TELSTRA PIT

PROPOSED WATER MAIN (REFER ICON DRAWINGS No. 001 - 025)

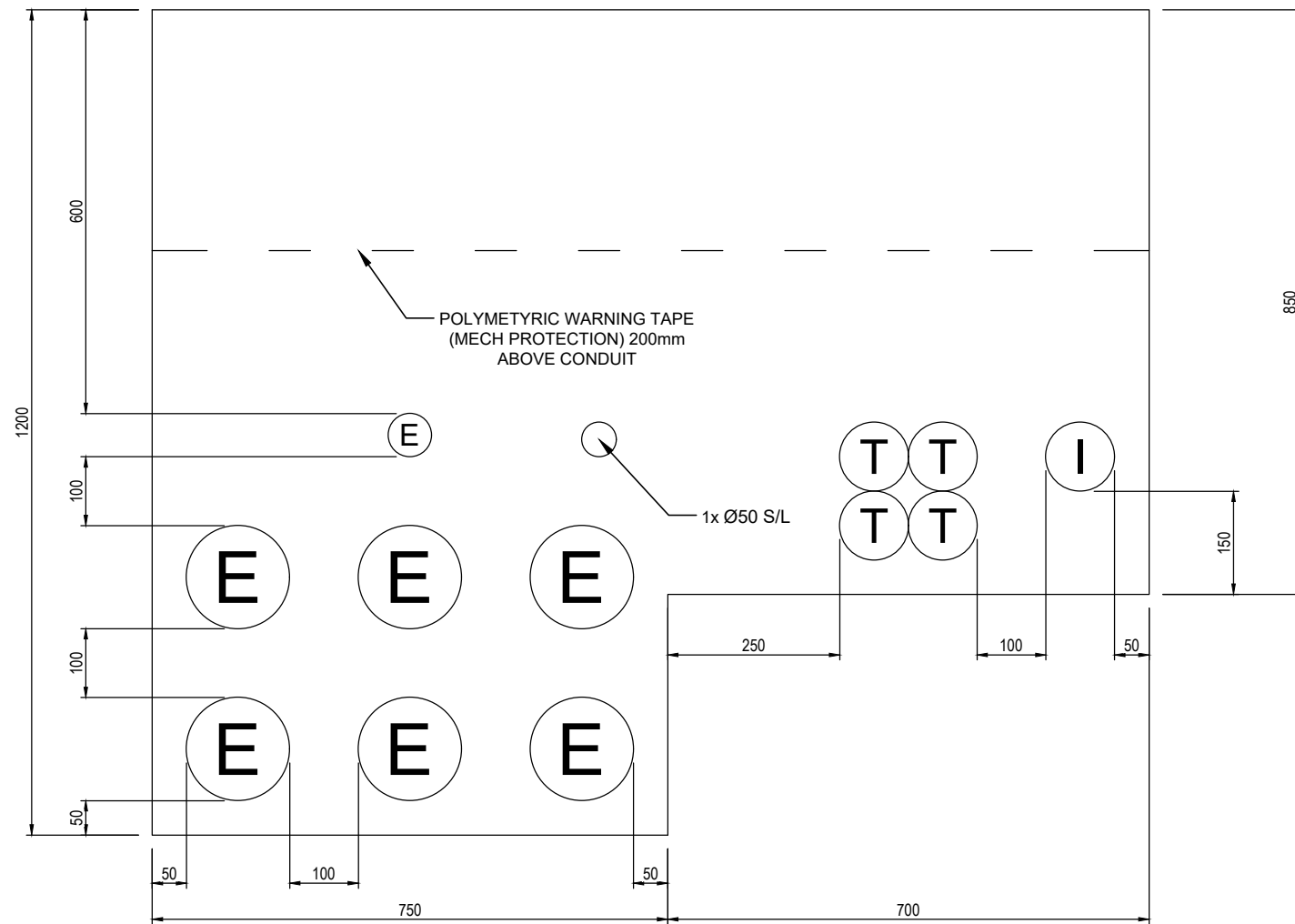
150 mm ON ORIGINAL

UNCONTROLLED COPY
Check Print
NOT FOR CONSTRUCTION

NOTES:
 1. FOR UTILITIES NOTES AND LEGEND REFER DRG No. 3002750-UT-1601
 2. FOR DRAINAGE REFER PACKAGE 07
 3. FOR WATER AND SEWER REFER PACKAGE 08
 4. FOR TCD REFER PACKAGE 15
 5. FOR STRUCTURES REFER PACKAGE 17

DRAWING FILE LOCATION / NAME V:_Vault\Projects\3002750\CAD\DWG\09_UT_Utilities\3002750-UT-1629.dwg		PLOT DATE 27 May 2022		TIME 13:18:38	
EXTERNAL REFERENCE FILES		REV	DATE	AMENDMENT / REVISION DESCRIPTION	WVR No.
WIND SURVY WIND WP WIND DES CAD WIND DES CPO WIND UTILX WIND DRI WIND FRAM 500 WIND FRAM 500 WIND SET 500 WIND SHT TKT UT WIND SW EX WIND BDRYX WIND DES BRRY		A	19.06.2020	PRELIMINARY SKETCH PLAN	0007
		B	08.10.2020	PRELIMINARY SKETCH PLAN	0014
		C	13.11.2020	PRELIMINARY SKETCH PLAN	0015
		D	27.05.2022	DETAIL DESIGN WITH PATH ALIGNMENT CHANGES	0
REVISION IN PROGRESS		APPROVAL	TITLE	NAME	
		DK	DRAFTER	L. HESLOP	
		DK	DRAFTING CHECK	R. GOOSEN	
		DK	DESIGNER	T. MILES	
			DESIGN CHECK	R. HUNTER	
			PROJECT MANAGER	K. DECANHA	
			PROJECT DIRECTOR	D. KEEP	
SCALES AT A1 SIZE DRAWING SCALE 1:500		DESIGNER SMEC Member of the Surbana Jurong Group ABN 47 065 475 149 LEVEL 9, 12 MOORE STREET CANBERRA ACT 2601 AUSTRALIA SMEC PROJECT No 3002750		CHECK PRINT PRELIM <input type="checkbox"/> FINAL <input type="checkbox"/> INITIAL DATE	
		PROJECT TITLE WILLIAM HOVELL DRIVE DUPLICATION UTILITIES SHEET 17		SCALE AS SHOWN PHASE PSP PROJECT / DRAWING No. 3002750-UT-1629 REVISION C.1	

DR



UNCONTROLLED COPY
Check Print
NOT FOR CONSTRUCTION

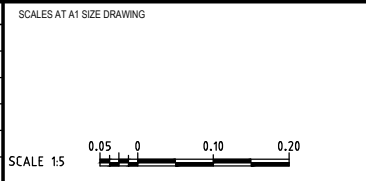
TRENCH CONTENTS:
 6x 150mm and 125mm Evo Energy Conduits (E)
 4x 100mm Testra Conduit (T)
 1x 50mm ITS Conduit (I)
 1x 50mm Street Lighting Conduit (S/L)

150 mm ON ORIGINAL

A1
0 10 20 30 40 50 60 70 80 90 100 110 120 130 140 150

DRAWING FILE LOCATION / NAME V:_Vault\Projects\3002750\CAD\DWG\09_UT_Uilities\3002750-UT-1700.dwg		PLOT DATE 27 May 2022		TIME 13:19:07	
REV	DATE	AMENDMENT / REVISION DESCRIPTION	WVR No.	APPROVAL	TITLE
A	19.06.2020	PRELIMINARY SKETCH PLAN	0007	DK	DRAFTER <i>L. HESLOP</i>
B	08.10.2020	PRELIMINARY SKETCH PLAN	0014	DK	DRAFTING CHECK <i>R. GOOSEN</i>
C	13.11.2020	PRELIMINARY SKETCH PLAN SUBMISSION	0015	DK	DESIGNER <i>T. MILES</i>
D	27.05.2022	DETAIL FOR DESIGN SPACING PATH ALIGNMENT CHANGES	0	DK	DESIGN CHECK <i>R. HUNTER</i>
					PROJECT MANAGER <i>K. DECANHA</i>
					PROJECT DIRECTOR <i>D. KEEP</i>

REVISION
IN PROGRESS



DESIGNER

Member of the Surbana Jurong Group
 ABN 47 065 475 149

LEVEL 9, 12 MOORE STREET
 CANBERRA ACT 2601 AUSTRALIA
 SMEC PROJECT No 3002750

CHECK PRINT		PRELIM <input type="checkbox"/>	FINAL <input type="checkbox"/>
DISCIPLINE		INITIAL	DATE
DISCIPLINE			
DISCIPLINE			
DISCIPLINE			
BACKDRAFTED/CORRECTED			
CONFIRMED			

DR

PROJECT TITLE WILLIAM HOVELL DRIVE DUPLICATION		PROJECT / DRAWING No. 3002750-UT-1700		REVISION 0
SCALE AS SHOWN	PHASE PSP			

UTILITIES
 SHARED TRENCH DETAILS
 SHEET 1