

- GENERAL:**
- DRAWING TO BE READ IN CONJUNCTION WITH C.21, C.21a, C.22, C.23, C.25, C.25a & C.26.
  - WASTE HOPPERS ARE SHOWN WITH LINE INDICATING 600mm CLEARANCE AND RECYCLING HOPPERS ARE SHOWN WITH LINE INDICATING 300mm CLEARANCE.
  - SEPARATE SEWER AND WATER CONNECTIONS ARE TO BE PROVIDED TO THE SEPARATE WASTE ENCLOSURES.
  - ENCLOSURE FLOORS ARE TO BE GRADED AT MAXIMUM 2% TO FLOOR WASTES.
  - BINS ARE TO BE CLEARLY IDENTIFIED TO PREVENT WASTE AND RECYCLING BEING CONTAMINATED.

- RESIDENTIAL PROVISION:**
- REFER TO DRAWING C.25 FOR PROPOSED RESIDENTIAL HOPPER LAYOUT.
  - RESIDENTIAL WASTE AND RECYCLING CAPACITY HAS BEEN PROVIDED IN ACCORDANCE WITH THE 2019 DCC.
  - TOTAL PROVISION FOR RESIDENTIAL WASTE AND RECYCLING DETAILED BELOW.

**COLLECTION POINT 1 (WESTERN COLLECTION POINT CATERING FOR BUILDING A TO W)**

- 8 x 2000L WASTE HOPPERS, COLLECTED TWICE WEEKLY;
- 17 x 240L GREEN WASTE BINS, COLLECTED FORTNIGHTLY; AND
- 1 x 240L GREEN WASTE MGB PER WASTE ROOM WHERE RESIDENTS ARE DISPOSING OF WASTE/RECYCLING AS PER TCCS CORRESPONDENCE 14/12/2021.
- NO ADDITIONAL GREEN WASTE MGB'S ARE PROPOSED TO REPLACE THE ON-SITE PROVISION DURING COLLECTION. THIS IS BASED ON THE STANDARD PROVISION FOR RESIDENTIAL PROPERTIES WHERE THE BIN IS NOT AVAILABLE ON-SITE ON THE DAY OF COLLECTION.
- 14 x 1100L RECYCLING HOPPERS, COLLECTED TWICE WEEKLY.

**COLLECTION POINT 2 (EASTERN COLLECTION POINT CATERING FOR BUILDING X TO Z)**

- 1 x 2000L WASTE HOPPER, COLLECTED TWICE WEEKLY;
- 2 x 240L GREEN WASTE BINS, COLLECTED FORTNIGHTLY; AND
- 1 x 240L GREEN WASTE MGB PER WASTE ROOM WHERE RESIDENTS ARE DISPOSING OF WASTE/RECYCLING AS PER TCCS CORRESPONDENCE 14/12/2021.
- NO ADDITIONAL GREEN WASTE MGB'S ARE PROPOSED TO REPLACE THE ON-SITE PROVISION DURING COLLECTION. THIS IS BASED ON THE STANDARD PROVISION FOR RESIDENTIAL PROPERTIES WHERE THE BIN IS NOT AVAILABLE ON-SITE ON THE DAY OF COLLECTION.
- 2 x 1100L RECYCLING HOPPERS, COLLECTED TWICE WEEKLY.

- ALL RESIDENTS TO HAVE STEP-FREE ACCESS TO WASTE DISPOSAL ROOMS ON GROUND FLOOR AND THE PRIMARY WASTE ENCLOSURE VIA SEPARATE ACCESS DOOR FOR DISPOSAL OF WASTE AND RECYCLING.

- COLLECTION:**
- THERE ARE TWO PROPOSED COLLECTION POINTS ASSOCIATED WITH THE DEVELOPMENT:
    - EASTERN WASTE ENCLOSURE COLLECTION POINT (BUILDINGS A TO W) - ACCESS VIA THE ADJACENT DRIVEWAY.
    - WESTERN WASTE ENCLOSURE COLLECTION POINT (BUILDINGS X TO Z) - ACCESS VIA THE ADJACENT DRIVEWAY.
  - MINIMUM 6.8m VERTICAL CLEARANCE IS TO BE PROVIDED FOR FRONT LOADING WASTE COLLECTION.
  - MINIMUM 4.3m VERTICAL CLEARANCE IS TO BE PROVIDED FOR REAR LOADING RECYCLING COLLECTION
  - REFER TO DRAWING C.26 & C.26a FOR WASTE COLLECTION VEHICLE SWEEP PATHS THROUGH SITE.

- WASTE ENCLOSURE ACCESS - 2019 DCC REQUIREMENTS:**
- KEYS, SWIPE CARDS AND REMOTES MUST NOT BE USED FOR ACCESS TO THE ENCLOSURE AS THESE CAN EASILY BE LOST OR MISPLACED.
  - ALL WASTE ENCLOSURES MUST BE SECURED BY ELECTRONIC KEYPAD OR COMBINATION LOCK.

- WASTE ENCLOSURE ROOF - 2019 DCC REQUIREMENTS:**
- IF THERE IS A ROOF ON THE STORAGE FACILITY, THE ROOF DESIGN MUST ENSURE A MINIMUM CLEAR HEIGHT OF 2.4m TO THE UNDERSIDE OF THE OPEN DOORWAY.
  - WHERE RESIDENT ACCESS IS REQUIRED, THERE MUST BE SUFFICIENT VERTICAL CLEARANCE TO ENABLE THE LIDS OF ALL BINS TO BE FULLY OPENED ANYWHERE IN THE ENCLOSURE.
  - RAINWATER MUST BE PREVENTED FROM ENTERING THE SEWERAGE SYSTEM BY PROVIDING ROOFING OR PROTECTION AGAINST WINDBLOWN RAIN AND DIVERTING RUNOFF.

- WASTE ENCLOSURE - HYDRAULIC SERVICING - 2019 DCC REQUIREMENTS:**
- SEWER GRATES OR COVERS MUST BE DESIGNED TO PREVENT BIN WHEELS BEING CAUGHT. SLOTTED GRATES ARE NOT PERMITTED.
  - COMMERCIAL, PUBLIC, INDUSTRIAL AND MIXED USE DEVELOPMENTS MUST HAVE A WATER SUPPLY IN THE WASTE ENCLOSURE.
  - WHERE A WATER SUPPLY IS REQUIRED, A COLD TAP MUST BE PROVIDED EITHER IN OR ADJACENT TO THE ENCLOSURE SO THAT THE WASTE CONTAINER CAN BE CLEANED. A PROTECTIVE STEEL GUARD RAIL OR BOLLARD AROUND THE TAP MUST BE PROVIDED TO PREVENT DAMAGE WHEN BINS ARE BEING MOVED.
  - WASTE ENCLOSURES INCLUDING WET WASTE SUCH AS FROM FOOD PREPARATION MUST HAVE A FLOOR GRADE TO A FLOOR WASTE WITH THE TRAP CONNECTED TO THE SEWER. FLOORS TO BE GRADED TO WASTES AT NOT GREATER THAN 1:50(2%).

- HOPPER COLLECTION PAD GRADING - 2019 DCC REQUIREMENTS:**
- THE 2.4m X 2.4m HOPPER COLLECTION PAD MUST BE GRADED AT A MAXIMUM OF 1:33 (3%).
  - THERE MUST NOT BE A LIP BETWEEN THE HOPPER COLLECTION PAD AND THE ENCLOSURE.
  - THE HOPPER PAD MUST HAVE A SLIP RESISTANT SURFACE FORMED FROM CONCRETE AND BE FREE FROM SPOON DRAINS, STEPS OR LEVEL CHANGES.

- HOPPER RELOCATION ROUTES - 2019 DCC REQUIREMENTS:**
- WHERE HOPPERS REQUIRE MANUAL RELOCATION FROM THE ENCLOSURE TO THE COLLECTION POINT, THE RELOCATION ROUTE IS TO HAVE A MINIMUM CLEAR WIDTH OF 2.4M TO ALLOW FOR SAFE AND EFFICIENT TRANSFER

- WASTE ENCLOSURE - OTHER SERVICES - 2019 DCC REQUIREMENTS:**
- NO OTHER SERVICES ARE TO BE LOCATED WITHIN THE WASTE AND RECYCLING STORAGE ENCLOSURE.

- WASTE ENCLOSURE CONSTRUCTION - 2019 DCC REQUIREMENTS:**
- FLOOR, WALLS AND CEILINGS MUST BE CONSTRUCTED OF SOLID MATERIAL. I.E NOT RENDERED OR PLASTERED.
  - A BUMP RAIL CONSTRUCTED OF GALVANISED STEEL OR OTHER DURABLE IMPERVIOUS MATERIAL MUST BE INSTALLED AROUND THE WALLS:
    - BUMP RAILS TO BE AT A HEIGHT BETWEEN 0.9m AND 1.3m. THE BUMP RAIL MUST BE A MINIMUM 50mm CLEAR OF WALLS OR,
    - IF USING FLAT STEEL, MUST EXTEND FROM 1.35m TO 1.7m ABOVE GROUND. MUST BE INSTALLED FLUSH WITH WALLS.
  - FINISHES ARE TO BE SMOOTH AND IMPERVIOUS.
  - ROOMS MAY BE NATURALLY VENTILATED. INTERNALLY LOCATED ROOMS MUST BE MECHANICALLY VENTILATED.
  - DOORWAYS ON ENCLOSURES HOUSING HOPPERS MUST BE SUFFICIENTLY WIDE TO ALLOW FOR EASY ACCESS OF HOPPERS AND MUST BE FITTED WITH GALVANISED STEEL ANGLES ON THE INSIDE AND OUTSIDE TO PROTECT THEM AGAINST DAMAGE CAUSED BY HOPPERS STRIKING DOORS WHEN THEY ARE BEING RELOCATED. BOLLARDS MAY BE USED INSTEAD OF STEEL ANGLES.

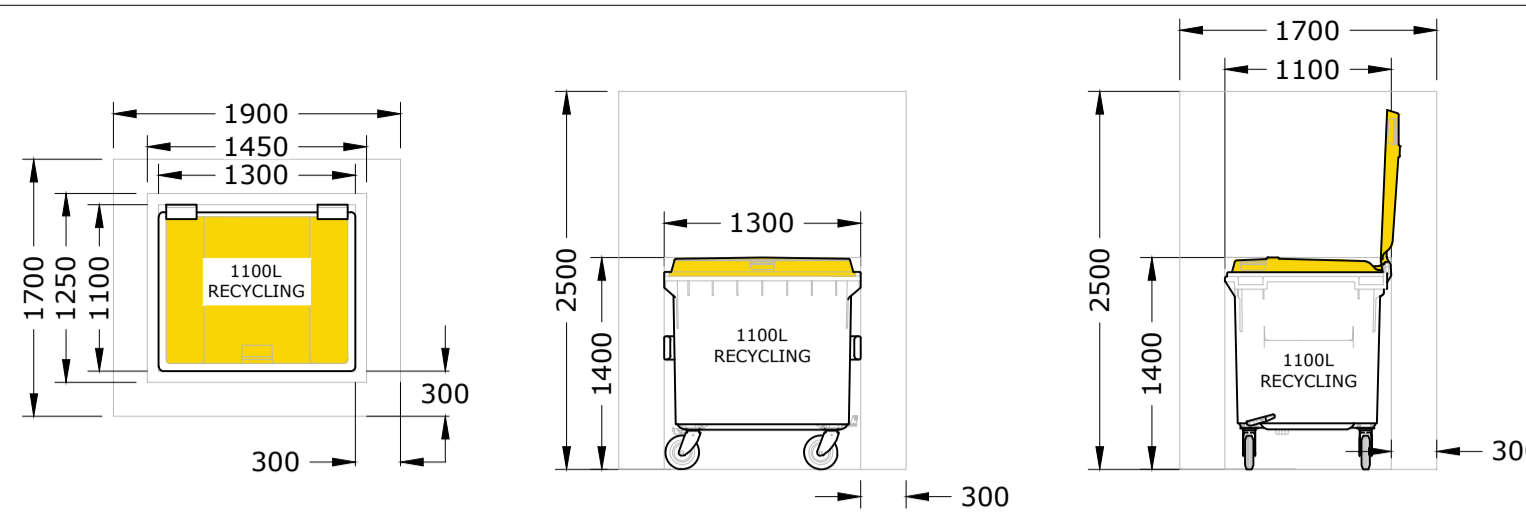
- WASTE ENCLOSURE - DOORS - 2019 DCC REQUIREMENTS:**
- DOORS MUST BE DURABLE AND SELF CLOSING.
  - WHERE A ROLLER SHUTTER IS USED, IT MUST BE 2.4m WIDE AND HAVE AN UNOBSTRUCTED CLEARANCE OF 2.4m.
  - SIGNAGE MUST BE PROVIDED STATING THAT DOOR IS TO BE KEPT SHUT WHEN NOT IN USE.
  - WHERE BUILDING OCCUPANTS ARE REQUIRED TO HAVE ACCESS, A SEPARATE ACCESSIBLE DOORWAY (0.85m WIDE) MUST BE PROVIDED WITH AN ACCESSIBLE PATH OF TRAVEL TO DEPOSIT WASTE AND RECYCLING IN THE BINS.

- WASTE ENCLOSURE - LIGHTING - 2019 DCC REQUIREMENTS:**
- AN INTERNAL SWITCH MUST BE LOCATED ADJACENT TO THE ENTRY DOOR.

- WASTE ENCLOSURE - PROTECTION OF OTHER SERVICES - 2019 DCC REQUIREMENTS:**
- PROTECTION MUST BE PROVIDED TO ALL ELECTRICAL, WATER OR GAS FITTINGS TO PREVENT DAMAGED CAUSED BY MOVING BINS.

- WASTE ENCLOSURE - SIGNAGE - 2019 DCC REQUIREMENTS:**
- IF FLOOR WASTE OR SEWER CONNECTION IS NOT PROVIDED, A SIGN MUST BE PROVIDED WITHIN THE ENCLOSURE STATING THAT "NO WATER FROM WASHING OR WASTE AND RECYCLING CONTAINERS MAY BE DISCHARGED INTO THE STORMWATER SYSTEM. CONTRAVENTION OF THIS REQUIREMENT IS AN OFFENCE UNDER THE ENVIRONMENT PROTECTION ACT 1997". THE SIGN SHALL BE AT LEAST 0.75m X 0.5m WITH LETTERS AT LEAST 20mm HIGH AND MAINTAINED IN GOOD ORDER.

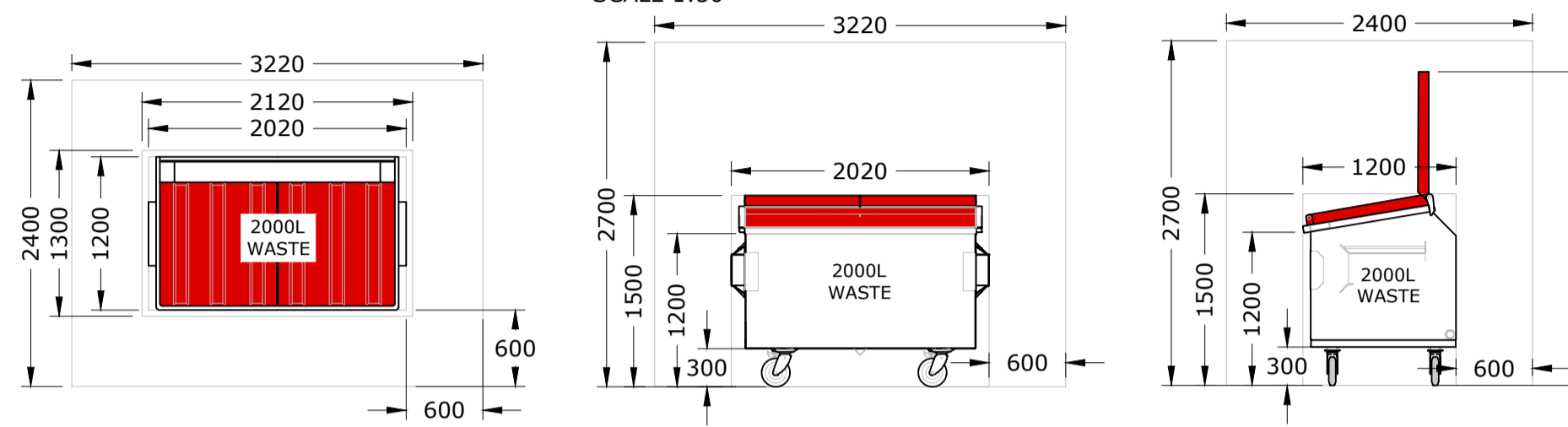
- RELOCATION AND ROTATION OF WASTE WITHIN SITE:**
- ALL WASTE/RECYCLING/GREENWASTE ROTATION OF BINS WITHIN SIT BETWEEN THE SATELLITE ENCLOSURES AND THE MAIN ENCLOSURE IS TO BE UNDERTAKEN BY BODY CORPORATE.
  - HOPPERS/MGBS ARE TO BE ROTATED AS REQUIRED.
  - HOPPERS TO BE FITTED WITH APPROPRIATE CONNECTIONS FOR TUG DEVICE. FITTINGS TO ENSURE THAT THEY ARE COMPATIBLE AND DO NOT INTERFERE WITH ACTNOWASTE COLLECTION.
  - ALL BINS TO BE ROTATED USING MECHANICAL ASSISTANCE. FOR DA PURPOSES A CUSHMAN 8K TUG IS PROPOSED.
    - THIS IS TO BE CONFIRMED AT DETAILED DESIGN AS SUITABLE FOR THE LOADS, GRADIENTS AND RELOCATION DISTANCES.
    - INCLUDED IN THE DA WASTE MANAGEMENT PLANNING IN ORDER TO MAKE PRELIMINARY SPATIAL ALLOWANCES FOR STORAGE AND DEMONSTRATE INTENT OF ROTATION WITHIN SITE.



- DIMENSIONS BASED ON THE 2019 DCC.
- CLEARANCE SHOWN FOR SPACING OF HOPPERS AS PER 2019 DCC.
- OPEN HEIGHT BASED ON CLOSED HEIGHT PLUS DEPTH.

**1100L HOPPER DIMENSIONS**

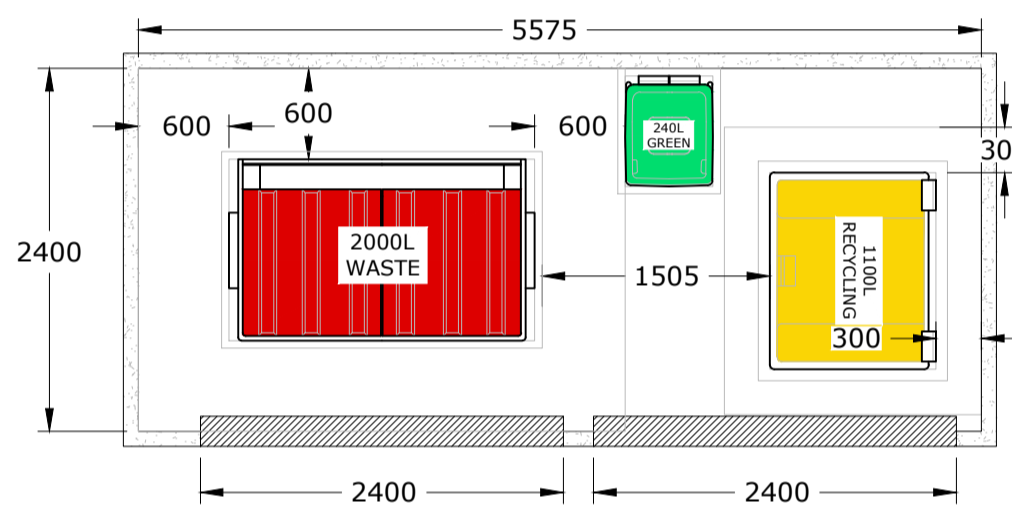
SCALE 1:50



- DIMENSIONS BASED ON THE 2019 DCC (1.5m H x 1.20m D x 2.02m W)
- MODEL BASED ON ADVICE FROM TCCS.
- 75mm CLEARANCE APPLIED AROUND HOPPER FOR RETROSPECTIVE APPLICATION TO PROJECTS UNDER THE PROVISIONS OF THE 2016 DCC.
- 600mm CLEARANCE SHOWN FOR SPACING OF HOPPERS AS PER 2019 DCC.
- OPEN HEIGHT BASED ON CLOSED HEIGHT PLUS DEPTH

**2000L WASTE HOPPER DIMENSIONS**

SCALE 1:50

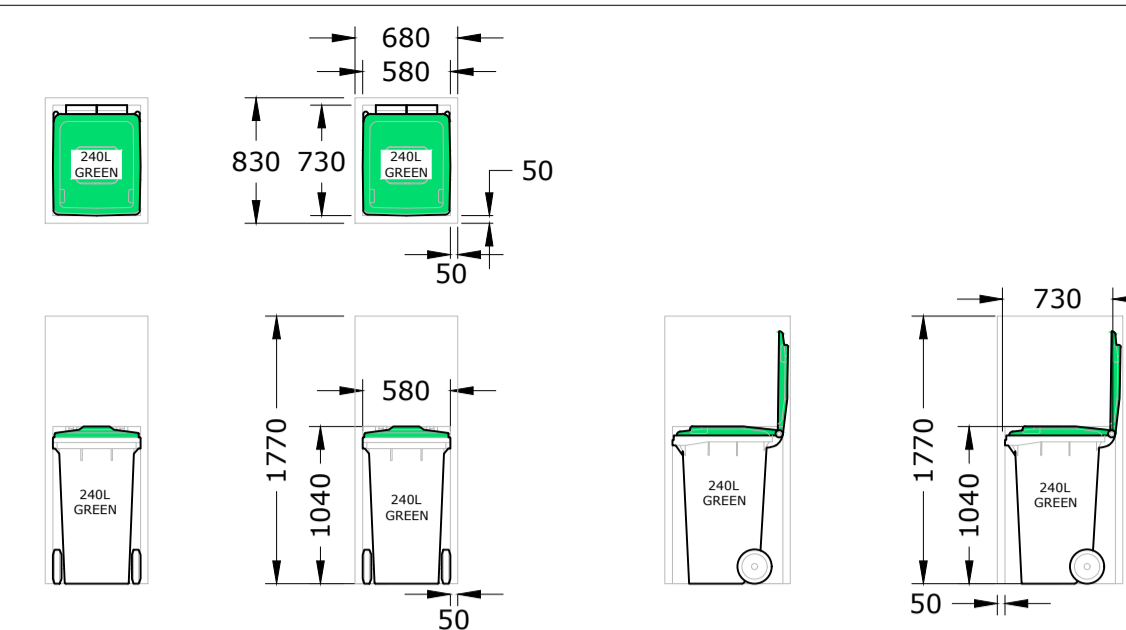


**SATELLITE TEMPORARY ENCLOSURE - OPTION 1:**

- NO INTERNAL CIRCULATION SPACE PROVIDED, USERS WILL NEED TO:
  - ACCESS WASTE FROM THE DOOR IN FRONT OF WASTE
  - RECYCLING AND GREEN WASTE FROM THE FOOR IN FRONT OF RECYCLING
- MINIMUM 2.4m CLEAR WIDTH OF DOORS FOR HOPPER ROLL OUT
- MINIMUM CLEAR HEIGHT OF OPEN DOOR OF 2.4m
- MINIMUM INTERNAL CLEAR HEIGHT OF ROOM OF 2.5m TO ALLOW HOPPERS TO BE FULLY OPENED.
- IF ROLLER DOOR IS USED, ADDITIONAL SWING DOOR IS REQUIRED
- THIS WILL INCREASE ROOM SIZE TO ACCOUNT FOR DOOR CIRCULATION AREAS

**SATELLITE TEMP WASTE ENCLOSURE - OPT 1**

SCALE 1:50

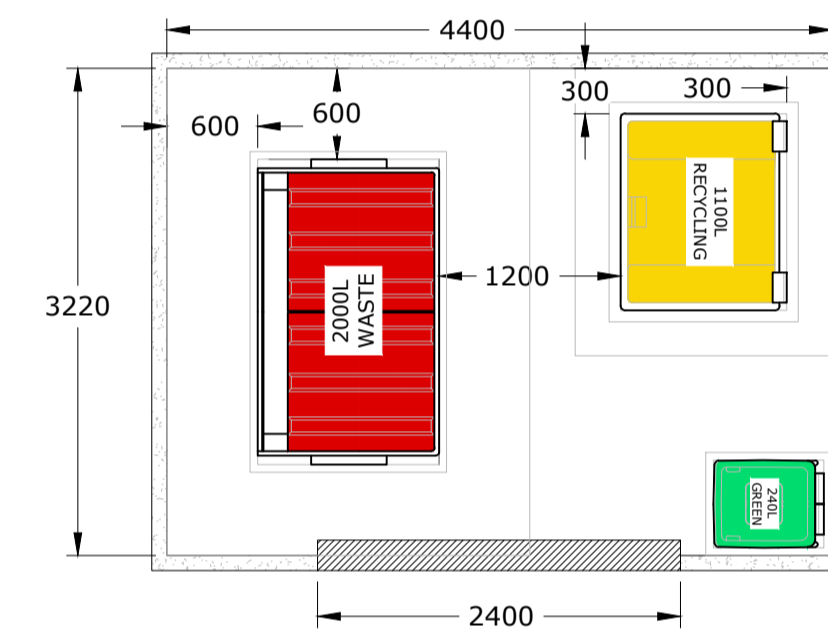


- DIMENSIONS BASED ON THE 2019 DCC (1.04m H x 0.73m D x 0.58m W)
- 50mm CLEARANCE SHOWN ON ALL SIDES OF THE MGB AS PER DCC
- OPEN HEIGHT BASED ON CLOSED HEIGHT PLUS DEPTH

**240L GREEN WASTE MGB**

SCALE 1:50

RECOMMENDED OPTION OF SATELLITE WASTE ENCLOSURES

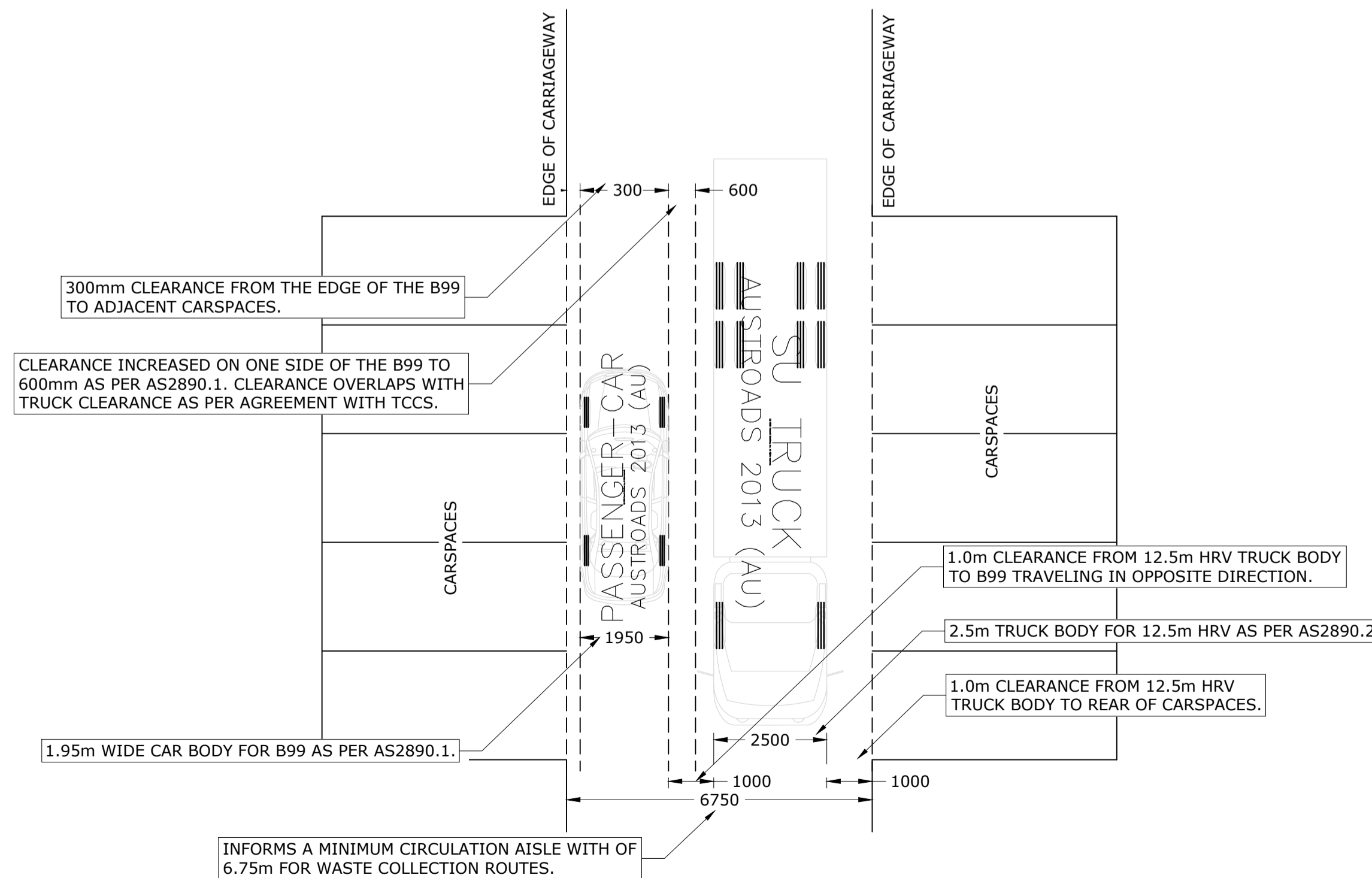


**SATELLITE TEMPORARY ENCLOSURE - OPTION 2:**

- 1.2m MINIMUM CIRCULATION WIDTH PROVIDED INTERNALLY FOR USERS
- MINIMUM 2.4m CLEAR WIDTH OF DOORS FOR HOPPER ROLL OUT
- MINIMUM CLEAR HEIGHT OF OPEN DOOR OF 2.4m
- MINIMUM INTERNAL CLEAR HEIGHT OF ROOM OF 2.5m TO ALLOW HOPPERS TO BE FULLY OPENED.
- IF ROLLER DOOR IS USED, ADDITIONAL SWING DOOR IS REQUIRED
- THIS WILL INCREASE ROOM SIZE TO ACCOUNT FOR DOOR CIRCULATION AREAS

**SATELLITE TEMP WASTE ENCLOSURE - OPT 2**

SCALE 1:50



WASTE CIRCULATION AISLE SPATIALS AS DISCUSSED AND AGREED WITH ACTNOWASTE/TCCS 25/07/22.

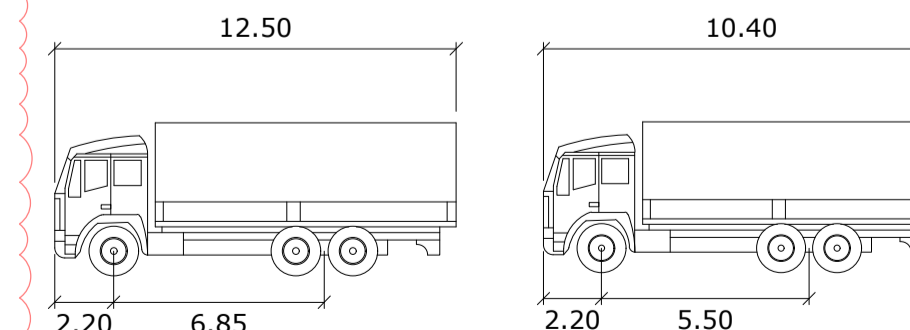
**WASTE CIRCULATION ROUTE SCHEMATIC**

1:100



**CUSHMAN 8k INDICATIVE SPEC FOR HOPPER RELOCATION**

N.T.S



**SU TRUCK**

- Width : 2.50 meters
- Track : 2.50 meters
- Lock to Lock Time : 6.0
- Steering Angle : 36.6

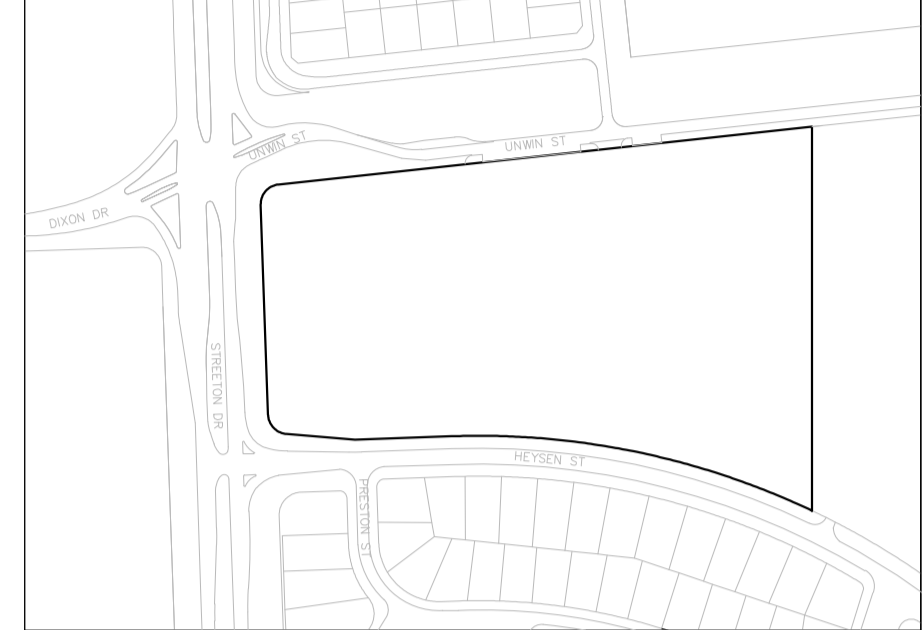
**Waste Rear Loader**

- Width : 2.50 meters
- Track : 2.50 meters
- Lock to Lock Time : 6.0
- Steering Angle : 36.6

DISCIPLINE: CIVIL SERVICES

REV	ISSUE	CHK'D	APP'D	DATE
6	PRELIMINARY	S.S.	S.G.	23/02/22
7	PRELIMINARY	S.S.	S.G.	02/03/22
8	PRELIMINARY	S.S.	S.S.	16/03/22
9	PRELIMINARY	S.G.	S.G.	18/08/22

ALL DRAWINGS ARE DESIGNED TO BE PRINTED AND READ IN COLOUR. IT IS THE CONTRACTORS' RESPONSIBILITY TO PRINT DRAWINGS IN COLOUR TO AVOID ANY POTENTIAL DISCREPANCIES. IF DRAWINGS ARE PRINTED IN BLACK AND WHITE.



**Vital Design Solutions**  
HYDRAULIC CIVIL FIRE

Canberra - Ground floor, 20 Spungolite Street, Beard ACT 2620  
Melbourne - Level 22, 535 Bourke Street, Melbourne Vic 3000  
Tel: 02 6297 2785 Email: admin@vdsol.com.au ABN: 45 151 340 788  
Fax: 02 6299 2316 Web: vdsol.com.au A/CN: 151 340 788

ARCHITECT

CLIENT

PROJECT

**WESTON VILLAGE  
BLOCK 1 SECTION 82  
UNWIN STREET  
WESTON ACT**

DRAWING TITLE

**WASTE MANAGEMENT  
NOTES AND DETAILS PLAN**

ALL DIMENSIONS ARE TO BE VERIFIED ON SITE PRIOR TO COMMENCEMENT OF WORKS, ORDERING MATERIAL, OR PRODUCING SHOP DRAWINGS.

THE COPYRIGHT OF THIS DRAWING REMAINS WITH VITAL DESIGN SOLUTIONS PTY LTD.

JOB REFERENCE	DRAWING NUMBER
VS21063	C.20

DESIGNED	S.G.WYNNNE	DRAFTED	S.G.WYNNNE
SCALE	1:50	SIZE	A1

ISSUE	NOT FOR CONSTRUCTION	REVISION	9
-------	----------------------	----------	---