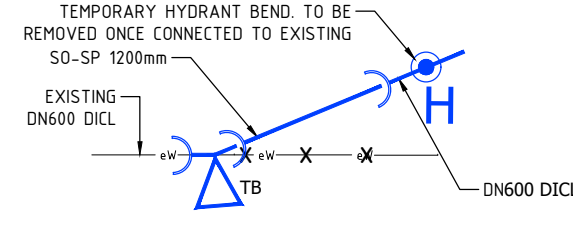
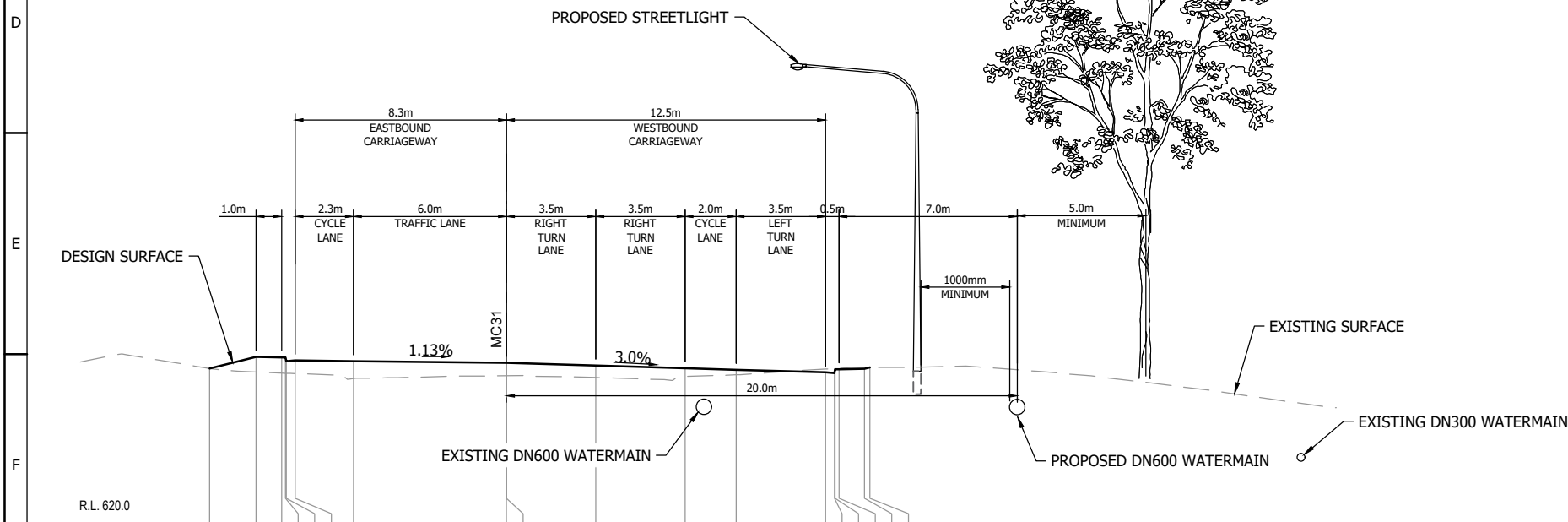


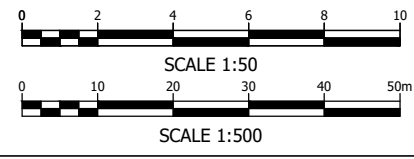
**PLAN**  
SCALE 1:500



**DN600 22.5° BEND**  
DETAIL A  
SCALE NTS



**SECTION 1**  
SCALE 1:125



**NOTE**  
FOR GENERAL NOTES AND LEGEND REFER  
SMEC DRAWING No. 30002750-WS-001

DESIGN LEVELS	626.080	626.535	626.515	626.515	626.385	626.395	626.369		626.302	626.302	626.197	626.092	626.032	625.927	625.897	625.897	626.047	626.047	626.067	626.120
EXISTING LEVELS	626.080	625.943	625.900	625.894	625.892	625.879	625.686		625.795	625.795	625.726	625.769	625.835	626.056	626.077	626.079	626.088	626.088	626.119	626.120
DESIGN OFFSETS	-11.631	-9.811	-8.811	-8.661	-8.631	-8.281	-5.994		0.000	0.000	3.500	7.000	9.000	12.500	12.850	12.880	13.030	14.030	14.244	

**DESIGN**

No.	REVISION	DATE	ENG CHECKED	VERIFIED	DESIGN AUTH
F	ICON WATER RESUBMISSION	07.05.2024	A.L.	A.C.	
E	ICON WATER RESUBMISSION	30.11.2023	A.L.	A.C.	
D	ISSUE FOR APPROVAL	11.11.2022	A.L.	A.C.	
C	ISSUE FOR APPROVAL	16.09.2022	A.L.	A.C.	

Drawn: N. BROOKE-TAYLOR	Designed: M. HOSSEINI
Checked: A. CHANDRA	
Project Manager: T. VAN NIEKERK	
Contractor's Drawing No.: 3002750-WS-023	
Icon Water	
Icon Water	
Design Authority:	

WILLIAM HOVELL DRIVE DUPLICATION  
PROPOSED DN600 WATER MAIN  
GENERAL ARRANGEMENT, LONGITUDINAL SECTION & CROSS SECTION

Scale: AS SHOWN	Date: DR	Sheet No.:
Project No.: AS SHOWN	Tender No.:	
<b>A1</b>		3002750-WS-023
Rev	F	