


KEYPLAN

NOTES:

GLAZING PROPERTIES:

HIGH PERFORMANCE DOUBLE GLAZING WITH 6MM CRYSTAL CLEAR TOUGHENED (EXTERNAL)/ 12MM AIR WITH BLACK SPACER/ 6MM CLEAR TOUGHENED (INTERNAL).

EXTERNAL REFLECTANCE: 16-20% INTERNAL REFLECTANCE: 13-14% VISUAL LIGHT TRANSMISSION (VLT): 30-45% INSULATION VALUES AND SHADING COEFFICIENT: AS DETERMINED IN CONJUNCTION WITH THE SERVICES ENGINEER AND ENERGY RATING.



GL 01 - DOUBLE GLAZED GLASS

COLOUR CLEAR



CON 06 - INTEGRALLY COLOURED CONCRETE

COLOUR INTEGRALLY




CON 04 - POLISHED A GRADE CONCRETE

COLOUR GREY




FC 04 - METAL SCREEN

COLOUR RUST



MET 04 - METAL CLADDING

COLOUR STAINLESS STEEL



MET 07 - METAL SCREEN

COLOUR STAINLESS STEEL



FC 05 - ILLUMINATED CANOPY