


KEYPLAN

NOTES:

GLAZING PROPERTIES:

HIGH PERFORMANCE DOUBLE GLAZING WITH 6MM CRYSTAL CLEAR TOUGHENED (EXTERNAL)/ 12MM AIR WITH BLACK SPACER/ 6MM CLEAR TOUGHENED (INTERNAL).

EXTERNAL REFLECTANCE: 16-20% INTERNAL REFLECTANCE: 13-14% VISUAL LIGHT TRANSMISSION (VLT): 30-45% INSULATION VALUES AND SHADING COEFFICIENT: AS DETERMINED IN CONJUNCTION WITH THE SERVICES ENGINEER AND ENERGY RATING.




GL 01 - DOUBLE GLAZED GLASS

COLOUR CLEAR




CON 04 - POLISHED A GRADE CONCRETE

COLOUR GREY




MET 04 - METAL CLADDING

COLOUR STAINLESS STEEL



MET 05 - METAL CLADDING DULUX

COLOUR BASALT




MET 06 - METAL CLADDING

COLOUR BRONZE




FC 03 - TIMBER LOOK CLADDING

COLOUR NATURAL







GL 02 - DOUBLE GLAZED GLASS

COLOUR FRITTED PATTERN



CON 05 - POLISHED A GRADE CONCRETE

COLOUR LIGHT GREY



OFFICE

COMMUNITY HUB