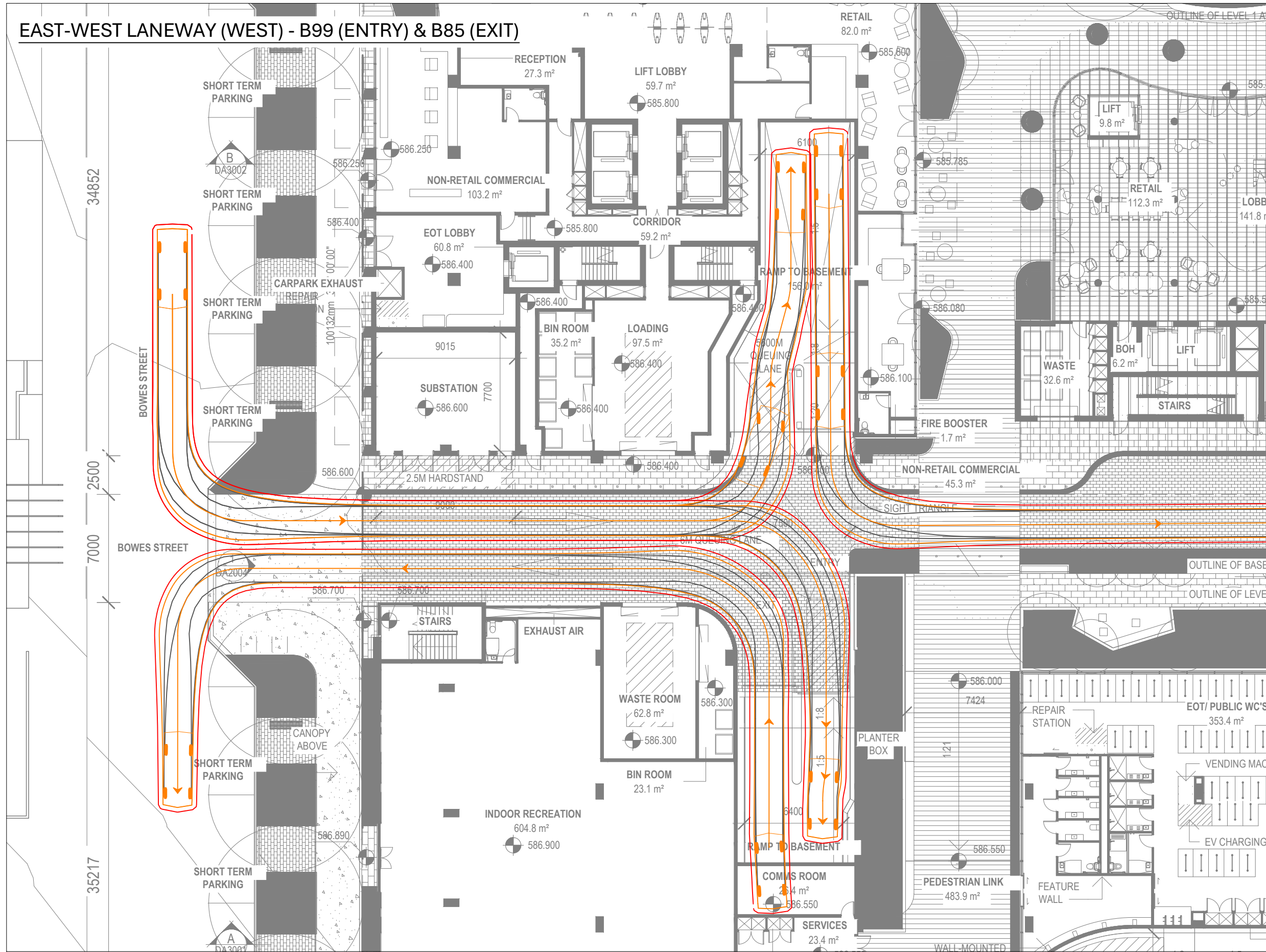
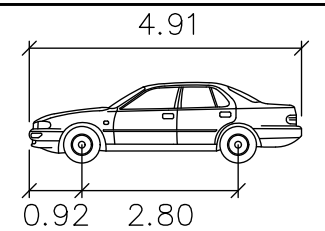


EAST-WEST LANEWAY (WEST) - B99 (ENTRY) & B85 (EXIT)

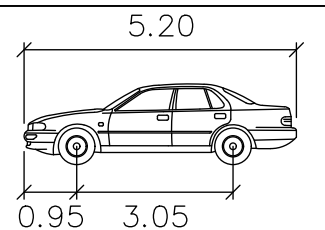


DESIGN VEHICLES  
USED IN SIMULATION



B85 Design Car - AS2890.1:2004

Width : 1870 mm  
Track : 1770 mm  
Lock to Lock Time : 6.0 sec  
Steering Angle : 34.1 degrees  
Speed : 5 km/h



B99 Design Car - AS2890.1:2004

Width : 1940 mm  
Track : 1840 mm  
Lock to Lock Time : 6.0 sec  
Steering Angle : 37.5 degrees  
Speed : 5 km/h

LEGEND

- Vehicle Body ————
- Wheel Tracks ————
- Clearance Lines (300mm) ————

REVISION	DATE	DESCRIPTION
A	09/09/25	DA Submission

**NOTES:**  
- BASE PLANS PREPARED BY METIER3  
- SIMULATION SOFTWARE - AUTOTURN

