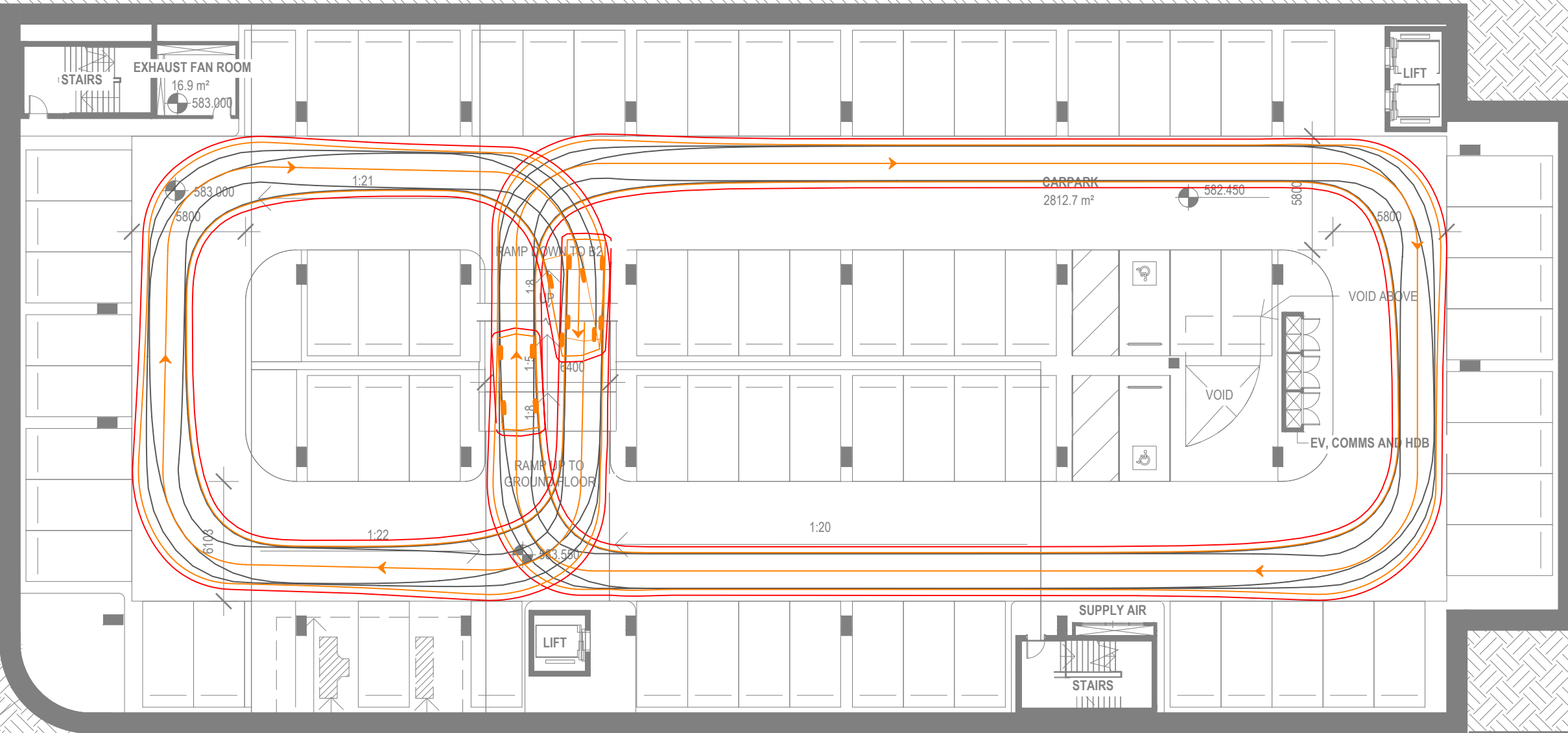



BUILDING B - BASEMENT 1 - B99 (ENTRY) & B85 (EXIT)



DESIGN VEHICLES
USED IN SIMULATION

4.91




0.92 2.80

B85 Design Car - AS2890.1:2004

Width : 1870 mm
Track : 1770 mm
Lock to Lock Time : 6.0 sec
Steering Angle : 34.1 degrees
Speed : 5 km/h

5.20



0.95 3.05

B99 Design Car - AS2890.1:2004

Width : 1940 mm
Track : 1840 mm
Lock to Lock Time : 6.0 sec
Steering Angle : 37.5 degrees
Speed : 5 km/h

LEGEND

- Vehicle Body ———
- Wheel Tracks ———
- Clearance Lines (300mm) ———

REVISION	DATE	DESCRIPTION
A	09/09/25	DA Submission

NOTES:
- BASE PLANS PREPARED BY METIER3
- SIMULATION SOFTWARE - AUTOTURN

