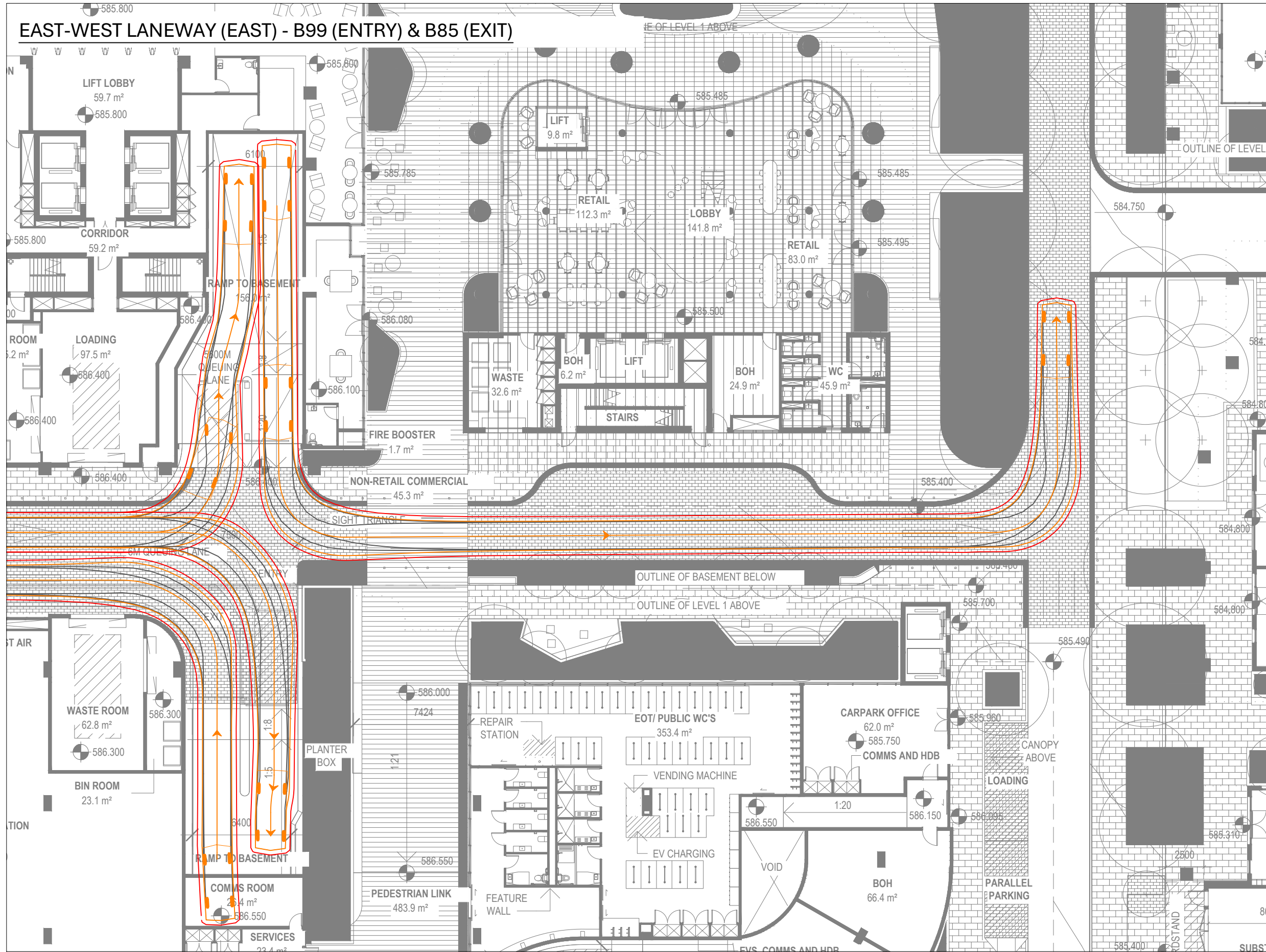
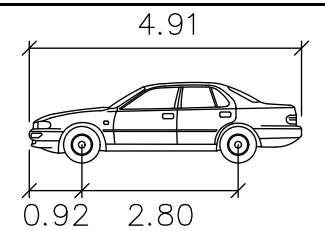


EAST-WEST LANEWAY (EAST) - B99 (ENTRY) & B85 (EXIT)

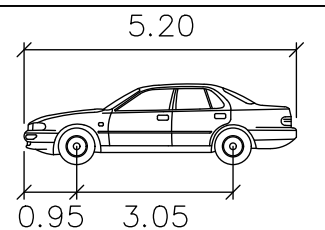


DESIGN VEHICLES
USED IN SIMULATION



B85 Design Car - AS2890.1:2004

Width	: 1870 mm
Track	: 1770 mm
Lock to Lock Time	: 6.0 sec
Steering Angle	: 34.1 degrees
Speed	: 5 km/h



B99 Design Car - AS2890.1:2004

Width	: 1940 mm
Track	: 1840 mm
Lock to Lock Time	: 6.0 sec
Steering Angle	: 37.5 degrees
Speed	: 5 km/h

LEGEND

Vehicle Body	
Wheel Tracks	
Clearance Lines (300mm)	

REVISION	DATE	DESCRIPTION
A	09/09/25	DA Submission

NOTES:
- BASE PLANS PREPARED BY METIER3
- SIMULATION SOFTWARE - AUTOTURN

